



Brussels, 22.5.2018
SWD(2018) 169 final

PART 7/7

COMMISSION STAFF WORKING DOCUMENT

Situation of young people in the European Union

Accompanying the document

**COMMUNICATION FROM THE COMMISSION TO THE EUROPEAN
PARLIAMENT, THE EUROPEAN COUNCIL, THE COUNCIL, THE EUROPEAN
ECONOMIC AND SOCIAL COMMITTEE AND THE COMMITTEE OF THE
REGIONS**

Engaging, Connecting and Empowering young people: a new EU Youth Strategy

{COM(2018) 269 final} - {SWD(2018) 168 final}

8. Youth and the World

EU youth indicators

Participation of young people in non-governmental organisations active in the domain of climate change/environmental issues Figures 8-C and 8-E

Participation of young people in non-governmental organisations promoting human rights or global development Figure 8-D and 8-E

Participation of young people in activities or projects aimed at fostering cooperation with youth from other continents Figures 8-F and 8-G

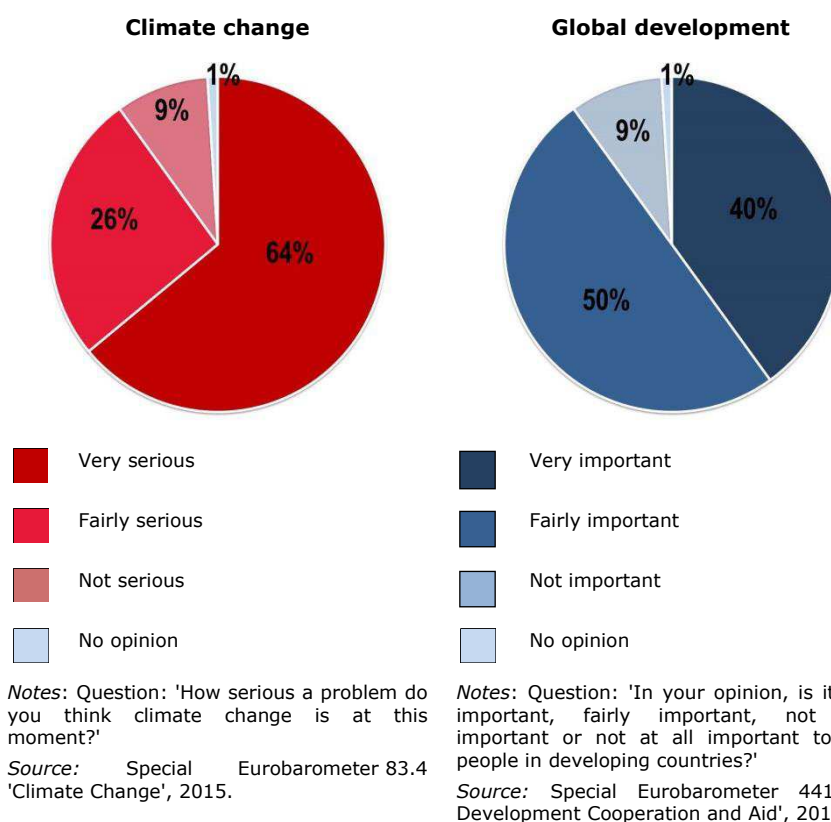
8.1. INTRODUCTION

Today's young people are growing up in a world substantially different from the one in which their parents were raised. Globalisation shapes all aspects of their lives: they live in increasingly diverse societies, consume goods from around the world, are impacted by global culture, and have jobs in globally integrated economies. Globalisation affects not only young people's work prospects, but also their identity, sense of citizenship and patterns of political engagement ⁽¹⁾ (see also Chapter 5). In this respect, their experiences have the potential to make them more prone to engage with global issues such as human rights, climate change or environmental protection ⁽²⁾.

Based on Eurobarometer surveys, this chapter therefore looks at the extent to which young Europeans are actually engaged with global issues, as well as at how much they participate in activities designed to foster cooperation between young people from different continents.

8.2. YOUNG PEOPLE'S ENGAGEMENT WITH GLOBAL ISSUES

Figure 8-A: Young people's opinions regarding climate change and support for global development, ages 15-24, EU-28 average, 2015



Eurobarometer surveys exploring Europeans' opinions on global topics focus on two main challenges: on the one hand, climate change and its consequences for the environment; on the other, poverty and under-development affecting extensive regions of the world. Young Europeans report high levels of awareness of these issues, as indicated by the results displayed in Figure 8-A. Around 90 % of respondents see climate change as a serious problem, and attach great importance to aiding the development of poorer countries.

Against this background, the same surveys explored the inclination of young people to

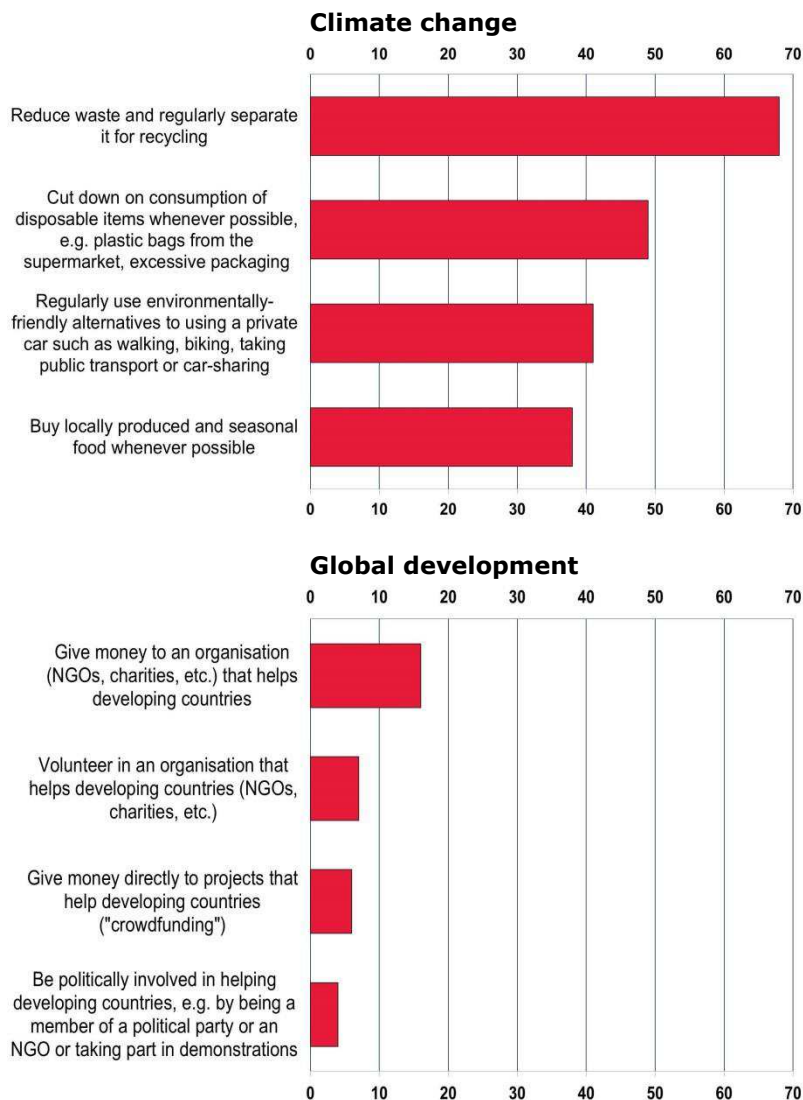
take action on these issues, in the form of small-scale, individual and everyday activities (Figure 8-B). Results show that a large proportion of young people are personally taking action to improve the environment and

⁽¹⁾ Bourn, 2008.

⁽²⁾ European Commission/EACEA, 2013.

combat climate change. The most common actions taken include reducing waste and recycling systematically, cutting down on disposable items (e.g. plastic bags and packaging), regularly opting for environmentally friendly ways of transport, and buying locally produced foods.

Figure 8-B: Specific actions by young people (aged 15-24) to combat climate change and support global development, EU-28, 2015



Notes: Data on climate change – Question: 'Have you personally taken any action to fight climate change over the past six months? Which of the following actions, if any, apply to you?' (Multiple answers possible) Source: Special Eurobarometer 83.4 'Climate Change', 2015.

Data on global development – Question: 'Regarding your personal involvement in helping developing countries, please let me know which of the following apply to you?' (Multiple answers possible). Source: Special Eurobarometer 441 'EU Development Cooperation and Aid', 2015.

On the other hand, much smaller percentages of young respondents report committing to individual actions to foster global development. The highest proportion of young people (15 %) reported giving money to organisations and charities that provide help and relief to developing countries. However, when comparing the results from the two charts it has to be considered that lifestyle changes to protect the environment such as those covered by the survey on climate change are much easier – and less costly – to implement in daily life than committing time, energy and money to projects usually taking place in other parts of the world.

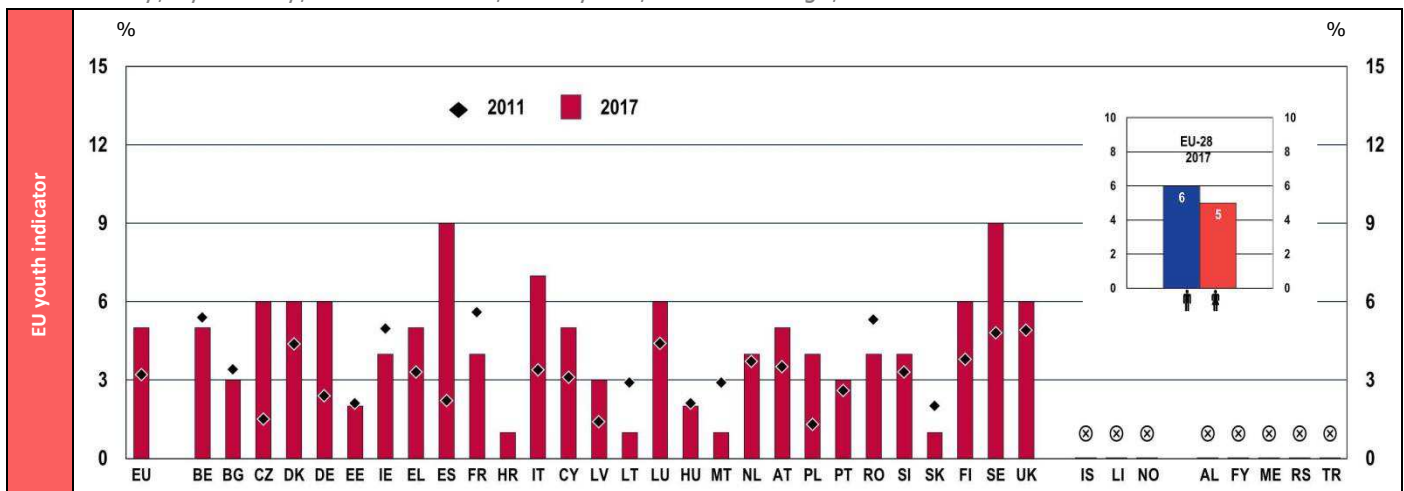
In line with these findings, when it comes to young Europeans' active engagement with more organised activities such as supporting or joining non-governmental organisations (NGOs) addressing global issues, their level of commitment is limited. Indeed, a recent Eurobarometer survey finds that only 5 % participate in NGOs active in the area of climate change or the environment, while 7 % do so in the areas of promoting human rights or global development (Figures 8-C and 8-D below). In contrast, according to the same survey, 13 % of young people in the EU-28 participate in NGOs aimed at improving their local community ⁽³⁾.

⁽³⁾ European Commission, 2018.

Looking at participation on a regional basis, Figures 8-C and 8-D show the Scandinavian countries to have the highest percentages of young people involved in NGOs addressing climate change/environmental issues and global development/human rights. Eastern European and Baltic Member States score much lower, while in Southern Europe the situation is mixed, with a few countries (Spain, Italy and, for human rights, Portugal) reporting very high rates of engagement.

Although a limited proportion of young Europeans are actively engaged in organisations pursuing global goals, a positive trend is apparent since 2011.

Figure 8-C: Participation of young people (aged 15-30) in non-governmental organisations active in the domain of climate change/environmental issues, self-reported participation in the 12 months preceding the survey, by country, 2011 and 2017, and by sex, EU-28 average, 2017

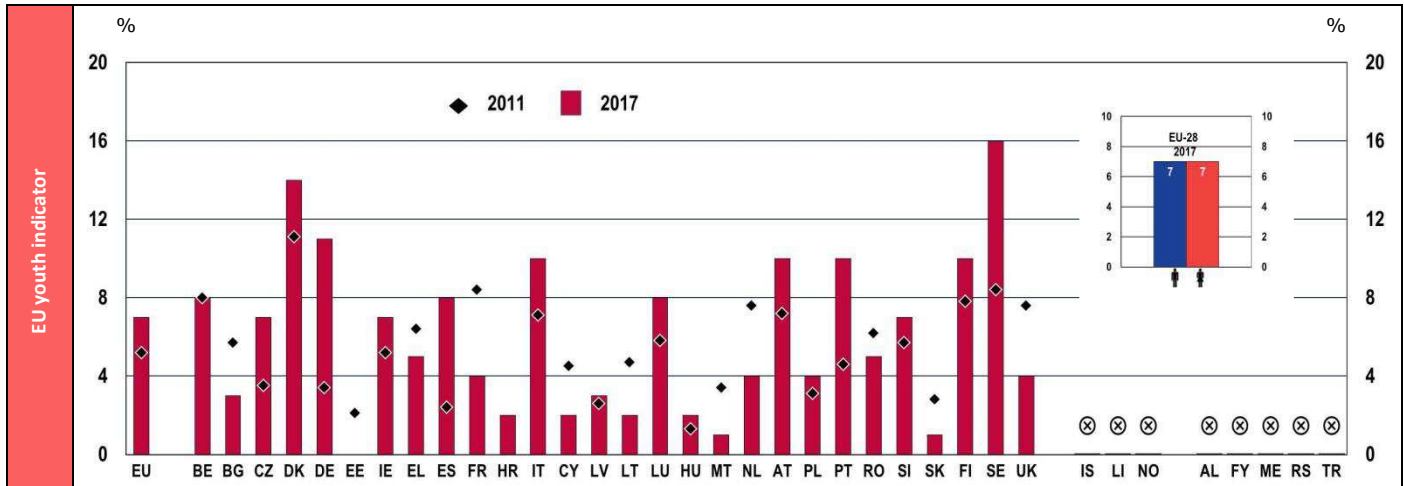


Notes: Question: 'Have you in the past year participated in any activities of the following organisations?'
 Answers: 'An organisation active in the domains of global climate change/global warming' (2011), 'An organisation active in the domain of climate change/environmental issues' (2017) (multiple answers possible).
 Base: all respondents, % of 'yes' answers by country, EU-27 (2011) and EU-28 (2017).
 Source: Flash Eurobarometer 319a, 'Youth on the Move', 2011 and Flash Eurobarometer 455, 'European Youth', 2017.

Specifically for climate change/environmental issues (Figure 8-C above), Spain and Sweden report the highest percentages of young people active in organisations. At the other end of the spectrum, Croatia, Lithuania, Malta and Slovakia show the lowest rates with only 1 % of young people active in these areas. Overall figures have risen since 2011, especially in Czech Republic and Spain, where rates increased fivefold. In contrast, in a few countries (France, Lithuania, and Malta) participation fell by a few percentage points during the period in question.

As with climate change, a positive trend is evident in the rates of participation of young people in NGOs devoted to human rights and global development, which have increased during the past seven years (Figure 8-D).

Figure 8-D: Participation of young people (aged 15-30) in non-governmental organisations promoting human rights or global development, self-reported participation in the 12 months preceding the survey, by country, 2011 and 2017, and by sex, EU-28 average, 2017



Notes: Question: 'Have you in the past year participated in any activities of the following organisations?

Answer: An organisation promoting human rights or global development' (multiple answers possible).

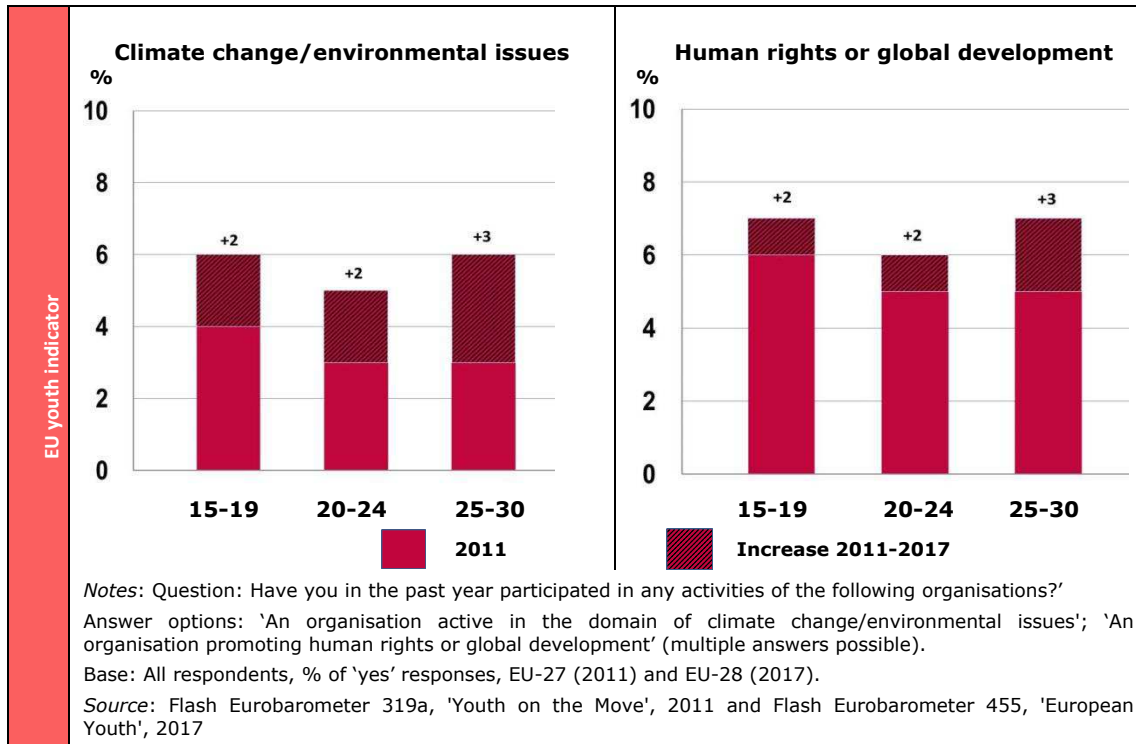
Base: All respondents, % of 'yes' answers by country, EU-27 (2011) and EU-28 (2017).

Source: Flash Eurobarometer 319a, 'Youth on the Move', 2011 and Flash Eurobarometer 455, 'European Youth', 2017.

The highest increases have taken place in Germany and Spain, where rates in 2017 were about four times higher than in 2011. A very significant rise has also occurred in Sweden, which has doubled its share of young people active in NGOs defending human rights and supporting global development – giving it the highest score of all EU Member States in 2017. In contrast, significant falls in young people's participation in NGOs in these areas occurred in France, Cyprus, Lithuania, Malta, the Netherlands and the United Kingdom. Data for the EU-28 indicate that young women and men are equally active in NGOs dealing with human rights and global issues.

Figure 8-E shows the percentage increase in participation between 2011 and 2017 for climate change/environmental issues and human rights/global development. The increase for each field is the same in each age group but participation levels remain slightly lower for organisations dedicated to climate change/environmental issues.

Figure 8-E: Percentage increase in young people (aged 15-30) participating in non-governmental organisations active in the domains of climate change/environmental issues and human rights or global development in the 12 months preceding the survey, by age group, EU-28 average, 2017



8.3. COOPERATION BETWEEN YOUNG PEOPLE FROM DIFFERENT CONTINENTS

Collaborating with peers from across the world on projects and activities addressing global issues is a valuable opportunity for young people to develop their critical thinking, enhance their intercultural competences, and cultivate open-mindedness⁽⁴⁾. Furthermore, by interacting with people from different cultures and backgrounds, young people can acquire greater knowledge and understanding of social, economic, and political issues in a global context⁽⁵⁾, which are becoming increasingly valuable in today’s world.

In 2017, 8 % of the young people interviewed reported having taken part in projects which involved cooperation with peers from other continents (Figure 8-F). While this is, admittedly, a small proportion of the whole youth population, it is important to note that it has doubled since 2011, indicating a significant increase in the level of engagement in these activities. The biggest increase occurred in Poland, where the rate went from 1 % in 2011 to 12 % in 2017. Notable rises also occurred in Czech Republic, Greece and Romania.

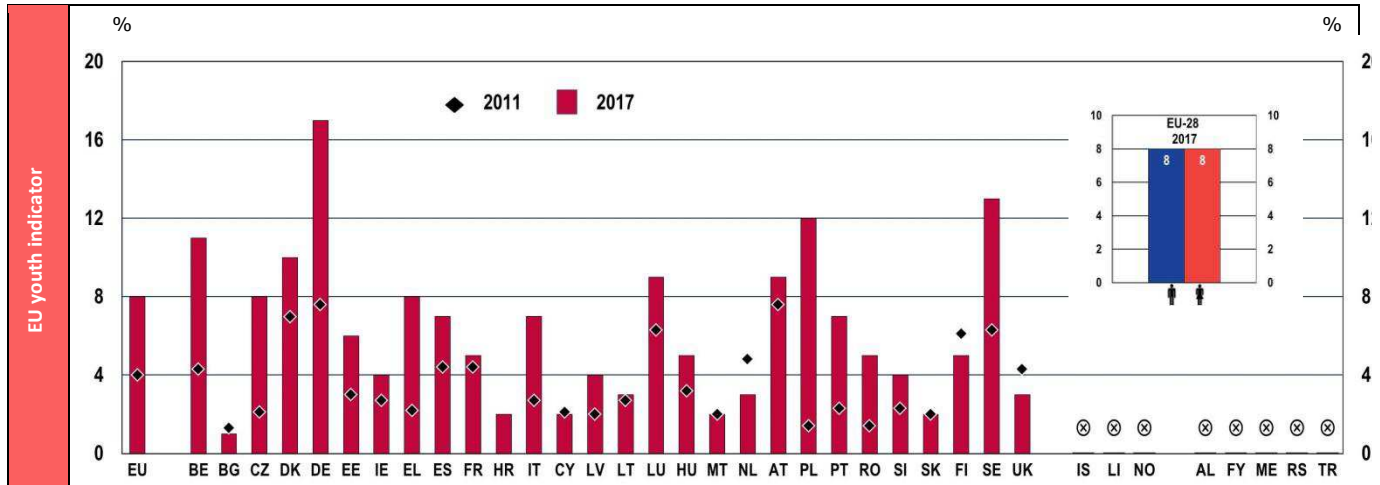
Between 2011 and 2017, the proportion of young people working on projects with peers from other continents has doubled.

Currently, in 2017, Belgium, Denmark, Germany, Poland and Sweden display the highest participation rates. On the other hand, the Baltic republics, some central European countries (Bulgaria, Hungary and Slovakia) as well as Croatia and Malta report the lowest figures. No gender differences are apparent in this data.

⁽⁴⁾ Sherraden et al., 2008.

⁽⁵⁾ Ibid.

Figure 8-F: Participation of young people (aged 15-30) in activities or projects aimed at fostering cooperation with young people from other continents, self-reported participation in the 12 months preceding the survey, by country, 2011 and 2017, and by sex, EU-28 average, 2017

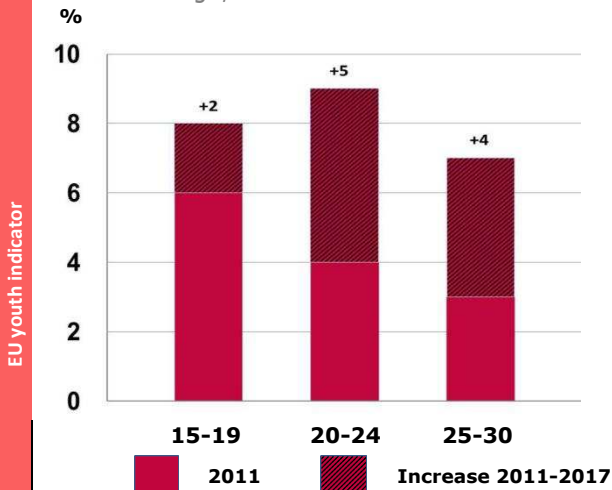


Notes: Question: 'Have you participated in any activities or projects during the past year aimed at fostering cooperation with youth from other countries? Answer: Yes, in activities or projects with young people from other continents' (multiple answers possible).

Base: All respondents, % of 'yes' answers by country, EU-27 (2011) and EU-28 (2017).

Source: Flash Eurobarometer 319a, 'Youth on the Move', 2011 and Flash Eurobarometer 455, 'European Youth', 2017

Figure 8-G: Percentage increase in young people (aged 15-30) participating in activities or projects aimed at fostering cooperation with young people from other continents in the 12 months preceding the survey, EU-28 average, 2014



Notes: Question: 'Have you in the past year participated in any activities of the following organisations?' 'An organisation active in the domain of climate change/environmental issues'; 'An organisation promoting human rights or global development' (multiple answers possible).

Base: all respondents, % of 'yes' answers, EU-27 (2011) and EU-28 (2017).

Source: Flash Eurobarometer 319a, 'Youth on the Move', 2011 and Flash Eurobarometer 455, 'European Youth', 2017.

Breaking the data down by age group shows that young people between the ages of 20 and 24 appear to be the most likely to be engaged in projects involving participants from different continents (Figure 8-G). This is also the age cohort for which the biggest increase in the levels of participation has occurred over the past seven years. As most of the young people in this age group are still in education (as illustrated for example in Chapter 3, Figure 3-A), the results suggest that many of these cooperation activities might be linked to higher education studies and exchanges.

CONCLUSION

Overall, the data discussed in this chapter portray a positive trend in the levels of participation in and cooperation between young Europeans in organisations and projects with a global remit – in both areas – climate change/environment and human rights/development. Between 2011 and 2017, the proportion of young Europeans actively engaged in organisations pursuing global goals and those working on projects with peers from other continents have increased.

However, the pattern of young people's engagement is not homogeneous throughout Europe. In some areas of the European Union – particularly some countries in the Eastern and Baltic regions – young people have not had as many experiences of global activism as their counterparts elsewhere.

9. Culture, Creativity and ICT

EU youth indicators

Young people (aged 16-29) participating in cultural or sporting activities

Figure 9-A

Young people (aged 16-29) engaged in arts and craft activities

Figure 9-B

Young people (aged 15-30) active in a sports club, youth organisation/club or cultural organisation

Figure 9-C

9.1. INTRODUCTION

Participation in cultural, artistic and recreational activities is a vital part of young people's lives. Besides providing an opportunity for enjoyment and stimulating creativity, involvement in these activities is an important way for young people to develop their personal, social and professional skills. Cultural engagement can provide them with the opportunities to acquire competencies through non-formal and informal learning that can be used in further education and vocational training as well as in professional development. In addition, involvement in cultural and artistic activities facilitates socialisation and integration into the community ⁽⁶⁾.

The development and increased use of new technologies applied to social communication and cultural enjoyment is rapidly transforming the way young people experience culture and the arts. Information and communication technologies are therefore becoming increasingly important to access cultural life, as well as to engage in artistic activities and creative processes.

The chapter firstly presents data on youth participation in a variety of cultural, sporting and recreational activities. The second part focuses on young people's ICT skills and their use of ICT technologies for accessing cultural goods and services. The proportion of young people who use a computer or the internet on a daily basis is presented, as is data on the level of young people's digital skills. The chapter also explores the ways that young people use information and communications technologies for cultural purposes.

9.2. CULTURAL PARTICIPATION

Cultural activities take various forms: sightseeing, travelling, listening to a concert, singing in a choir, playing in a rock band, creating digital videos, writing blogs, attending a sports club or youth organisation, to name just a few. Data on participation in various types of cultural activity is included in the EU youth indicators. Two ad-hoc modules of the EU-SILC survey show how people in Europe think and behave in the area of culture and allow comparisons over time (between 2006 and 2015).

Figure 9-A shows the proportion of young people (aged 16-29) who have participated in cultural or sporting activities such as visiting museums, art galleries and sites of historical interest; visiting the cinema; attending live performances (theatre, concerts, ballet); or sporting events. Survey results indicate that in the EU, going to the cinema is the most common form of cultural activity among young people: 75.1 % of people aged 16-29 indicated that they went to the cinema at least once during 2015. Moreover, 36.4 % visited the cinema frequently (at least four times in the course of the year). Live performances (theatre, concerts and ballet) attracted 52.4 % of young people, while 47.9 % reported visiting cultural sites at least once. Of the four types of activities surveyed, sports events were the least frequented. Still, 44.8 % of young Europeans reported attending a sport event.

Going to the cinema is the most popular cultural activity among young people.

In only a few countries did young people attend other types of cultural events more often than the cinema. In Lithuania, 76.3 % of young people had been to a live performance compared with 66.3 % who had been to the cinema. In Latvia, similar proportions of young people visited the cinema and went to live performances

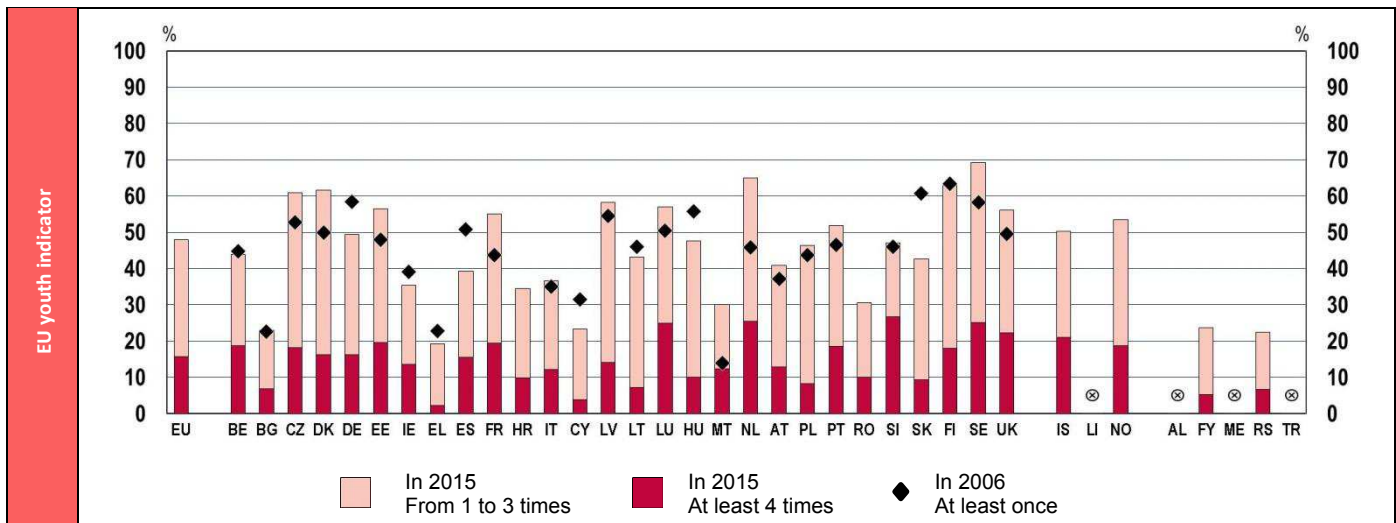
⁽⁶⁾ Sacco, 2011.

(64.5 % and 64.9 % respectively). In the former Yugoslav Republic of Macedonia, live performances (39.1 %) and sports events (37.5 %) were more popular than the cinema (28.3 %).

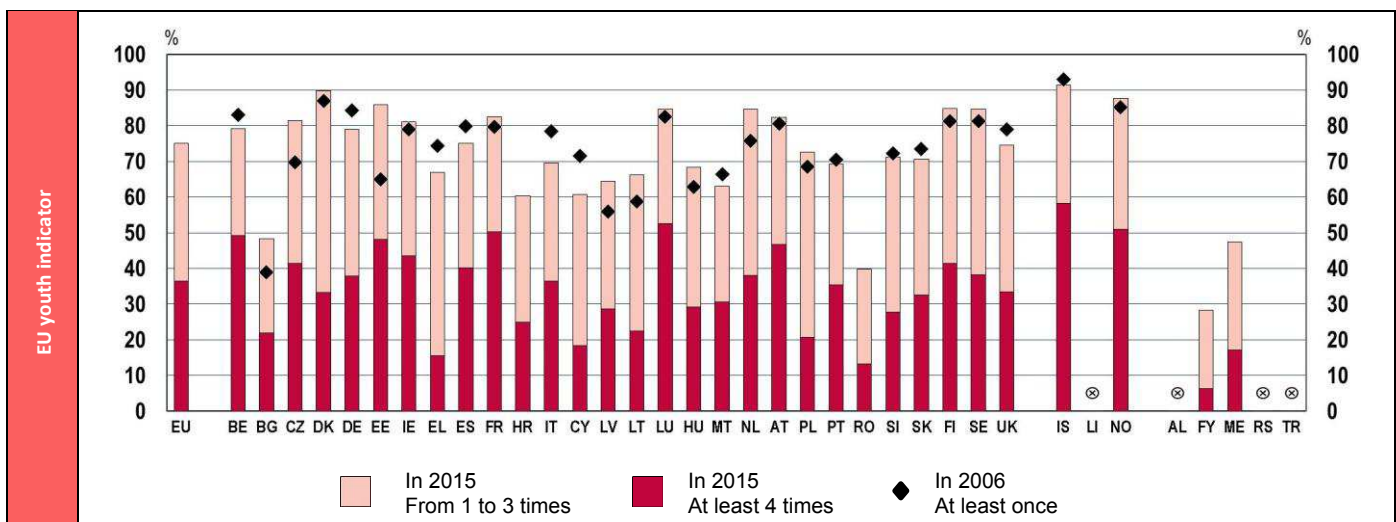
In the Scandinavian countries, as well as Czech Republic, Germany, Estonia, Luxembourg and the Netherlands, young people were actively participating in all types of cultural and sports activities. In these countries, people aged 16-29 had higher participation rates than the EU average. In contrast, participation was low in Bulgaria, Spain, Italy, Malta and the former Yugoslav Republic of Macedonia – in these countries, people in this age group took part in the four types of cultural and sports activities under discussion less often than the EU average.

Figure 9-A: Proportion of young people (aged 16-29) who participated in cultural or sports activities in the last 12 months, by frequency and country, 2015 and 2006

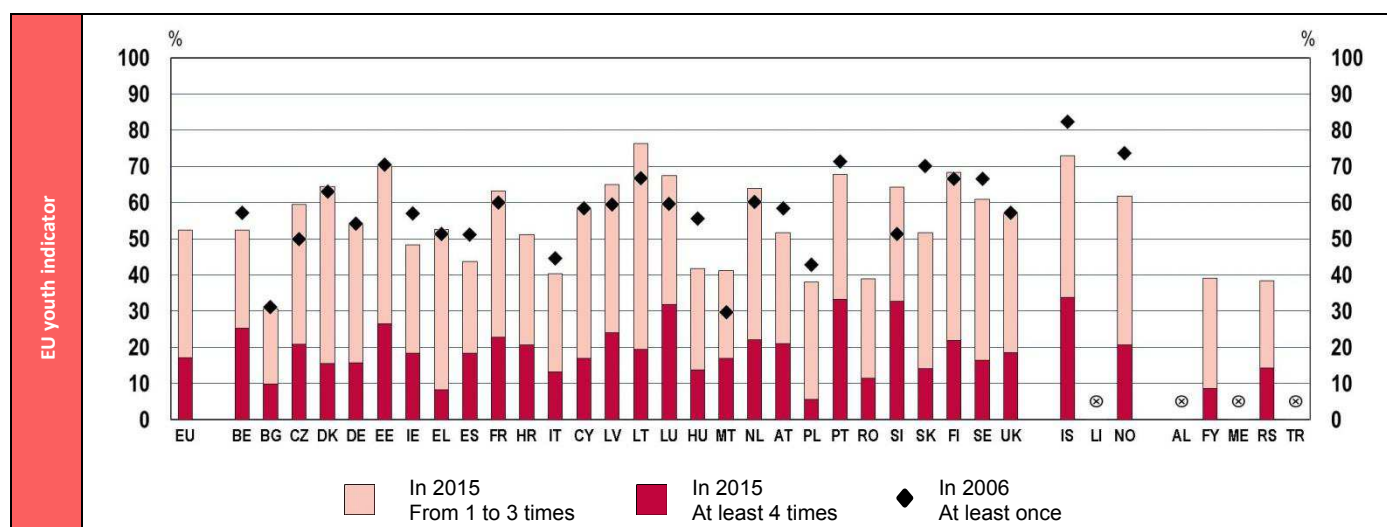
a) Visited cultural sites (historical monuments, museums, art galleries or archaeological sites)



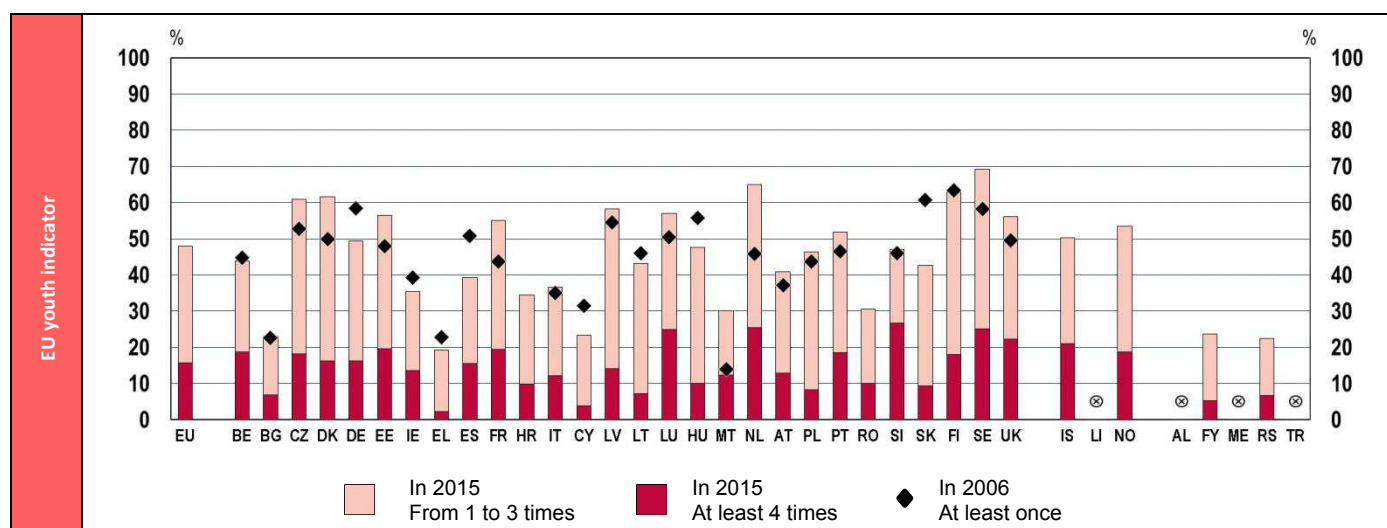
b) Visited the cinema



c) Attended live performances (theatre, concerts, ballet)



d) Attended sports events

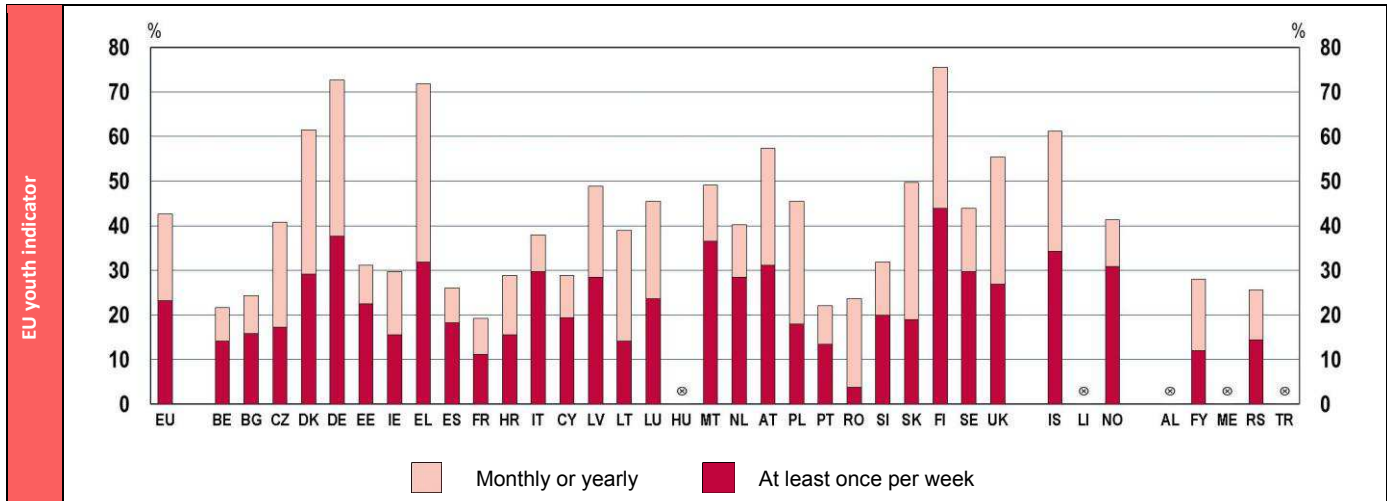


Note: EU-28: estimated. 2015: IE, PL, UK: low reliability. 2006: IE, NL, NO: low reliability. The reference year 2015 and 2006 are the only data points available. The value for 2006 should be compared with the total bar length in 2015.

Source: Eurostat EU-SILC [ilc_scp03], data extracted on 25/10/2017.

Back in 2006, cinema was already the most popular cultural activity among young people in almost all European countries. Unfortunately, the EU average is not available for 2006 and this hampers the ability to analyse overall change over time. At the country level, a clear pattern of change over time does not emerge. In Czech Republic, Latvia, Luxembourg and the Netherlands the proportion of young people attending all four types of cultural activity increased in 2015 compared with 2006. In contrast, the proportions of young people attending cultural and sports events decreased in Slovakia (from 3 to 18 percentage points).

Figure 9-B: Proportion of young people (aged 16-29) practising artistic activities, by country and frequency, 2015



Notes: The Figure reports the frequency with which the respondent usually practises artistic activities such as play an instrument, compose music, sing, dance, act, photograph, make video, draw, paint, carve or do other visual arts, handcraft, write poems, short stories, fiction, etc. Only activities performed as a hobby are included. It is not important if the activities are organised or not. If the respondent performs more than one activity, the time spent on all of them is counted. All activities performed as respondent's professional activity are excluded.

EU-28: estimated. Ireland, Poland, United Kingdom: low reliability.

Source: Eurostat [ilc_scp07], data extracted on 26/10/2017.

Practising an art or craft on an amateur basis is another important aspect of youth culture and creativity. Figure 9-B indicates that 23.2 % of people aged 16-29 engage in such activities at least once a week in the EU; an additional 19.4 % report that they have done so at least once during the last 12 months.

The proportion of young people practising amateur artistic activities is especially high (more than 60 %) in Denmark, Germany, Greece, Finland and Iceland. Finland stands out with the highest proportion of young people who have creative hobbies (75.5 %), as well as the highest proportion frequently engaging in artistic activities: 43.9 % reported practising these activities at least once a week. In contrast, less than 25 % of people aged 15-29 reported participating in creative hobbies at least once a year in Belgium, Bulgaria, France, Portugal and Romania. The proportion of young people involved in artistic activities weekly was especially low in Romania (3.8 %).

Cultural engagement also takes place collectively through participation in groups, clubs and other organisations. The latest Flash Eurobarometer data shows the proportion of young people who are active in a sports club, a

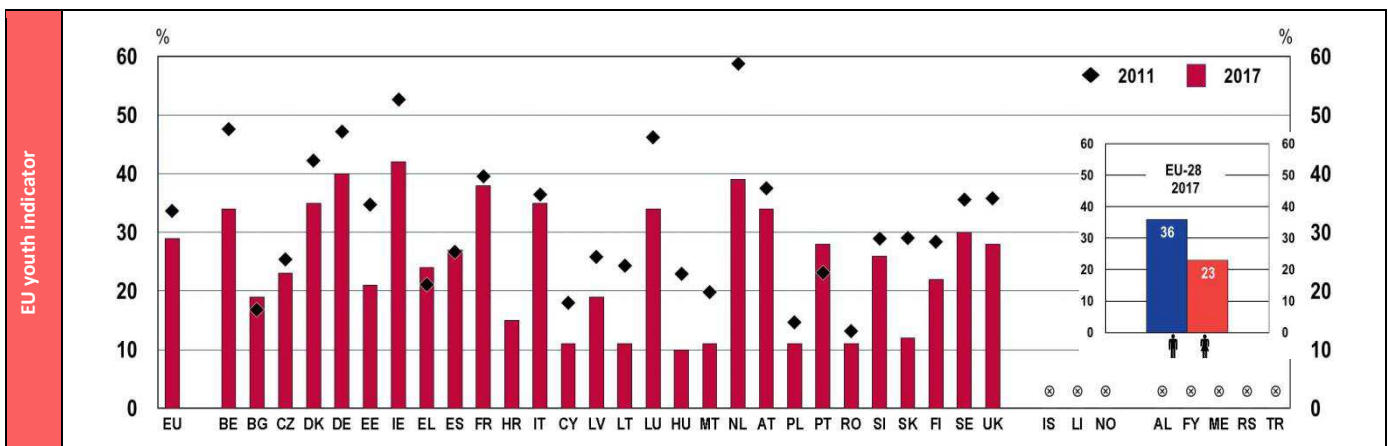
In 2017, fewer young people attend a sports club than in 2011.

youth organisation or club, or a cultural organisation (Figure 9-C). In most European countries, the sports club is the most common type of organisation to which young people belong. In the EU, 29 % of people aged 15 to 30 years reported being active in a sports club. The proportion of young people who belong to a sports club is higher (more than 35 %) in Germany, Ireland, France and the Netherlands. Across the EU, however, compared with the situation in 2011, young people's participation in sports clubs had fallen by 5 percentage points in 2017. The fall was particularly severe in the Netherlands (from 59 % to 39 %) and Slovakia (from 29 % to 12 %). The proportion of young people engaged in a sports club slightly increased (2-5 percentage points) in Bulgaria, Greece and Portugal.

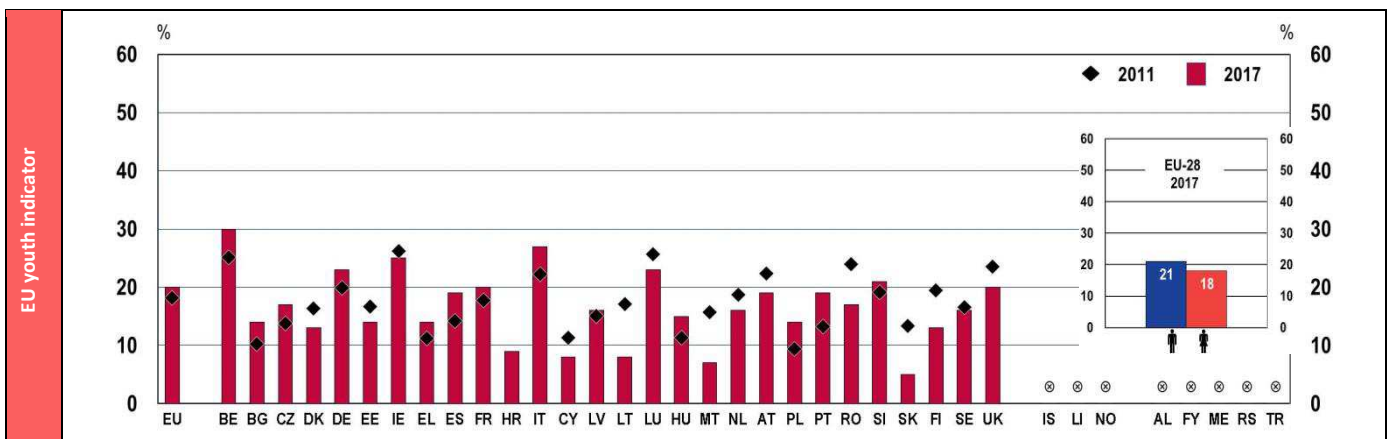
Every fifth young European participates in some kind of youth club or youth organisation. The proportion is considerably higher (more than 25 %) in Belgium, Ireland and Italy. In contrast, the proportion is considerably lower than the EU average (ranging from 5 % to 9 %) in Croatia, Cyprus, Lithuania, Malta and Slovakia. On average in the EU, the proportion of young people participating in such clubs and organisations increased by 2 percentage points (p.p.) from 2011 to 2017. The rise was especially noticeable (6 p.p.) in Portugal. In contrast, participation decreased considerably (8-9 p.p.) in Lithuania, Malta and Slovakia.

Figure 9-C: Proportion of young people (aged 15-30) who have been active in a sports club, youth club/organisation or a cultural organisation at least once in the last 12 months, by country, 2017 and 2011

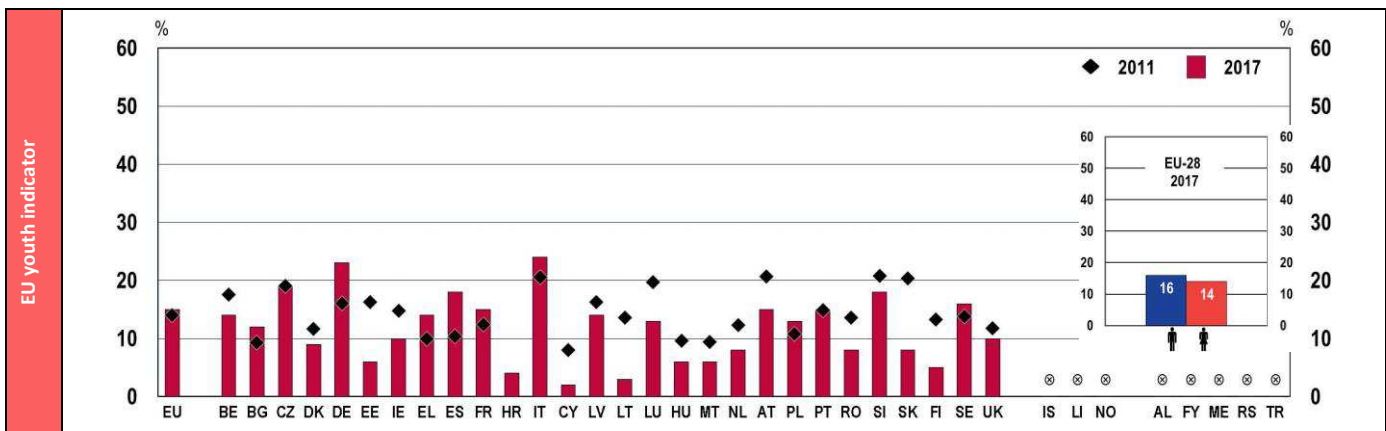
a) A sports club



b) A youth club, leisure-time club or any kind of youth organisation



c) A cultural organisation



Note: The question was 'In the last 12 months, have you participated in any activities of the following organisations?'

Base: All respondents.

Source: Flash Eurobarometer 'European Youth' 455 and Flash Eurobarometer 'Youth on the move' 319a.

Young people's participation is lowest in cultural organisations. Across the EU, only 15 % of people aged 15-30 reported being active in a cultural organisation. This proportion remains approximately the same as in 2011. Of the countries examined, the most active young people in cultural organisations are German and Italian.

Every fifth young German and Italian is a member of a cultural organisation.

In terms of gender, being active in a sports club is the activity where differences between young men and women are most apparent. According to Eurobarometer data, men tend to participate more than women, a result in line with men's higher propensity to engage in physical activities, as illustrated in the chapter on health and well-being (Chapter 4).

So far the effects of the new developments in information and communications technology on young people's cultural life have not been addressed. However, these technologies play an ever increasing role in shaping the way people access and enjoy cultural experiences, especially young people who are the most receptive to the opportunities provided by the new media. The next section will therefore look at the extent to which young Europeans use the new digital technologies in general, and as a medium for accessing cultural experiences. Particular attention will be paid to the levels of digital skills young people have and how this relates to their level of formal education.

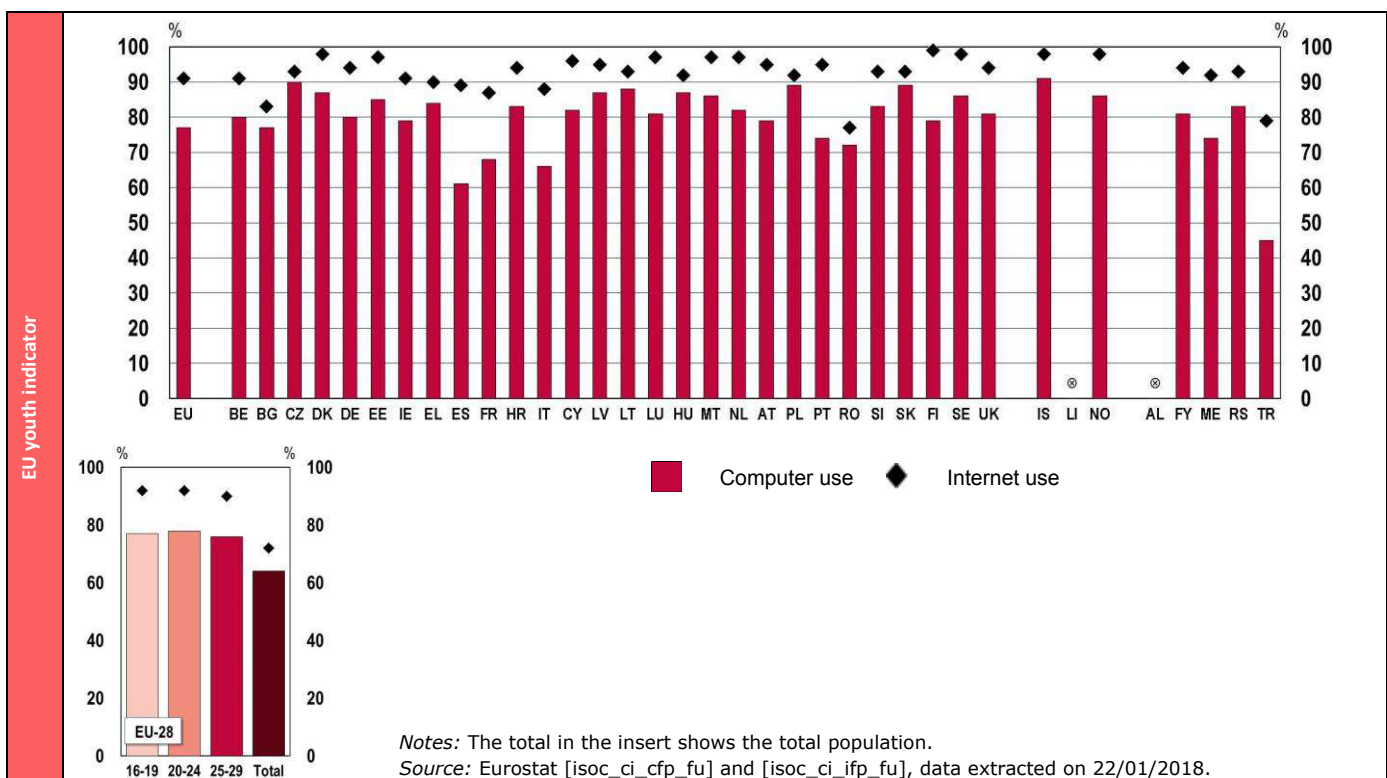
9.3. YOUNG PEOPLE AND THEIR USE OF ICT

As with political participation (discussed in Chapter 5), young people have been the first to apply communication technologies to their social interactions. This also impacts on the way they access, enjoy and initiate cultural experiences. To this end, access to and proficiency in the use of computers and the internet are essential. According to data collected by Eurostat, 77 % of people aged 16-29 reported daily computer use in the EU (Figure 9-D). The proportion of young people who use the internet daily is even higher (91 %). Compared with the total population, young people use both computer and the internet more frequently. In EU-28, 64 % of the total population reported daily computer use and 72 % indicated that they use the internet every day.

In the EU, 91 % of young people use the internet daily; 77 % use a computer every day.

Daily computer use is especially widespread among young people in Czech Republic, Lithuania, Poland, Slovakia and Iceland. In these countries, the difference between young people accessing the internet daily and using a computer daily was rather small. Almost every young person (98-99 %) accesses the internet daily in the Nordic countries (Denmark, Finland, Sweden, Iceland and Norway). In contrast, considerably lower proportions of young people reported daily computer and internet use in Romania and Turkey (both indicators show less than 80 %). In Turkey, the difference between the proportion of young people that use a computer daily and those that access the internet daily is very high (34 percentage points) suggesting that many young people access the internet through mobile devices. The difference is also pronounced in Spain, Italy, Portugal and Norway.

Figure 9-D: Daily computer and internet use among young people (aged 16-29), by country, 2017



There is not much difference between the general data on the frequency of ICT use among all young people and that of particular age groups. The proportion of people in all age groups (16-19, 20-24 and 25-29) using a computer and the internet daily is similar (ranging between 76-78 % and 90-92 % respectively).

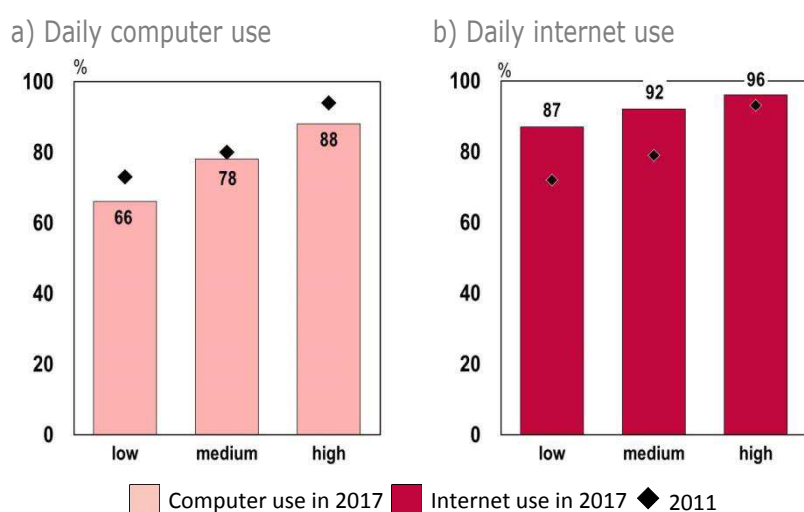
However, Eurostat data (Figure 9-E) show that there is a considerable difference between young people's daily computer use depending on their level of formal education regarding their daily use of computer. 90 % of highly educated people aged 16 to 29 use a computer every day compared with 68 % of those who have low levels of formal education. However, daily internet use is less affected by education level. Although more educated young people use the internet more often, the difference is less pronounced: 96 % of young people with a high level of formal education reported daily use of the internet compared with 92 % of those with a medium level and 87 % of those with a low level of education.

The developments over time indicate that the daily computer use is in decline while the daily internet use is increasing, especially among young people with lower levels of education. This data reflects the trend that computing is rapidly shifting to mobile devices. Currently, 8 out of 10 EU internet users go online with a mobile phone ⁽⁷⁾.

Fewer young people now use a computer daily compared with 2011. In contrast, the daily use of the internet is increasing rapidly.

The proportion of young people with a low level of formal education who use a computer daily decreased from 73 % in 2011 to 66 % in 2017. Similarly, during this time period the proportion of highly educated young people who use computer every day declined from 94 % to 88 %. In contrast, the proportion of young people with low and medium levels of education that use the internet daily increased by 13-15 percentage points between 2011 and 2017. Internet use among young people with a high level of formal education was already very high in 2011 (93 %). Nevertheless, it increased by 3 percentage points during the recent six years and now reaches 96 %.

Figure 9-E: Daily computer and internet use among young people (aged 16-29) by level of education, EU-28 average, 2011 and 2017



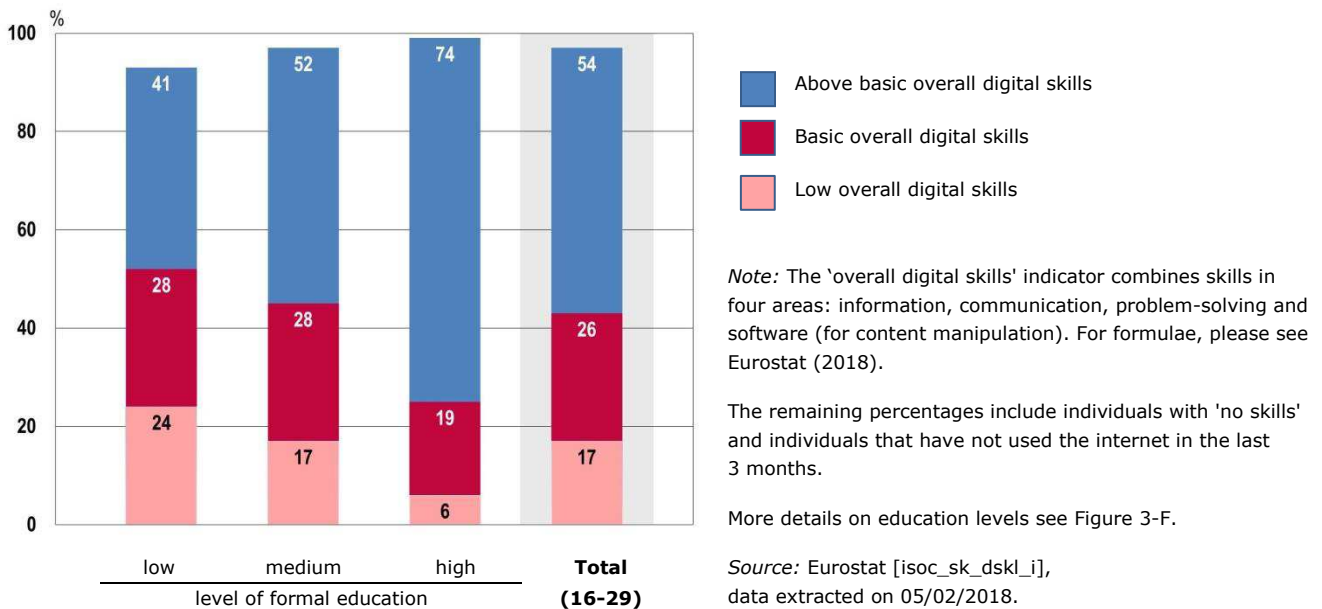
Note: According to Eurostat's Statistics Manual, a low level of formal education corresponds to those with no formal education at all, or those who have only completed primary or lower secondary education (ISCED 0, 1 or 2); a medium level of formal education corresponds to those who have completed upper secondary education (ISCED 3 and 4); and a high level of formal education corresponds to those who have completed tertiary education (ISCED 5, 6, 7 or 8). The International Standard Classification of Education 2011 (ISCED 2011) is applied for 2015/16. ISCED 1997 classification is used for the year 2011.

Year 2010 not available.

Source: Eurostat [isoc_ci_cfp_fu] and [isoc_ci_ifp_fu], data extracted on 02/02/2018.

⁽⁷⁾ In 2016, mobile/smart phones were the most frequently used device as reported by 79 % of internet users in the EU, 64 % said they used a laptop/netbook, 54 % a desktop computer and 44 % a tablet. See Eurostat (2017b).

Figure 9-F: Overall digital skills level of young people (aged 16-29), by level of education, EU-28 average, 2017



Digital skills are becoming increasingly important in modern workplaces. Nearly all professions use ICT for carrying out certain tasks. Jobs in engineering, accountancy, nursing, medicine, art, architecture, and many more require increasing levels of digital skills⁽⁸⁾. The use of digital technologies is beginning to have a profound effect on the tasks carried out and the skills required for many jobs outside the traditional office⁽⁹⁾. Moreover, digital awareness is essential in order to avoid online dangers, protect privacy and assess the validity of information. The Eurostat survey on ICT usage by households and individuals (Figure 9-F) indicates that on average, in the EU-28, 17 % of young people have low overall digital skills levels (i.e. information, communication, problem-solving and software skills), 26 % have basic levels and 54 % of young people have above basic level skills.

Similarly, as with the daily use of ICT technologies, the overall digital skills level is largely influenced by the level of formal education. 74 % of young people with a high level of formal education have above basic level skills compared with 52 % of those with a medium level of formal education, and 41 % of those with a low level of formal education. The proportion of young people with a low overall digital skills level was the highest among those with low level of formal education (24 %). The proportion of young people with a high level of formal education that demonstrated low overall digital skills was only 6 %.

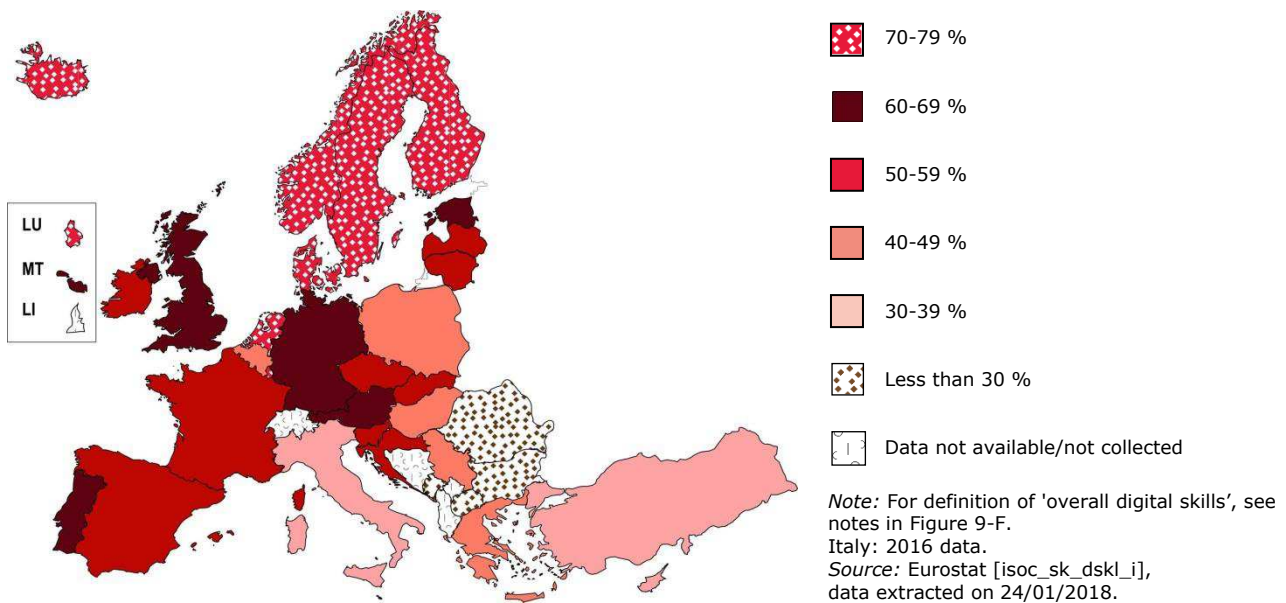
There is a considerable variation between European countries in young people's abilities in using digital technologies (Figure 9-G). A very high proportion (more than 70 %) of people aged 16-29 are above the basic level in information, communication, problem-solving and software skills in Luxembourg, the Netherlands and the Nordic countries. Many young people (60-69 %) demonstrate above basic level digital skills in Germany, Estonia, Malta, Austria, Portugal and the United Kingdom. In contrast, only every fourth or fifth young person

⁽⁸⁾ European Commission, 2017c.

⁽⁹⁾ European Union, 2016.

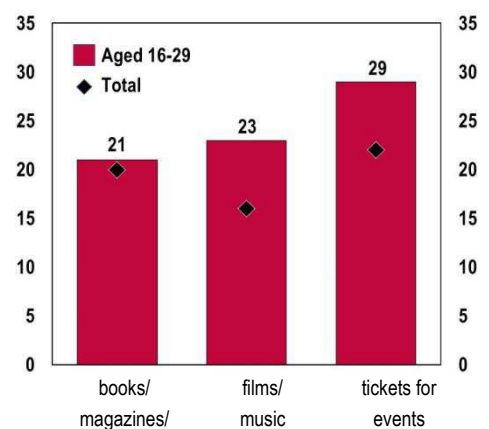
has high overall digital competency in Bulgaria, Romania, Montenegro and the former Yugoslav Republic of Macedonia. The proportions vary between 31 and 34 % in Italy, Cyprus and Turkey.

Figure 9-G: Proportion of young (16-29) people with above basic overall digital skills, by country, 2017



The proportion of young people with above basic overall digital skills seems to be related to the proportion of young people that use the internet on a daily basis (Figure 9-D). At the country level ⁽¹⁰⁾, there is a strong positive correlation between these two variables ($r=0.73$).

Figure 9-H: Proportion of young people (aged 16-29) buying cultural goods and services online (books/magazines/ newspapers, films/music, tickets for events) compared to the total population, EU-28 average, 2017



⁽¹⁰⁾ Using 2016 data for Italy.

Information and communications technology is becoming an increasingly important instrument for participating in cultural life ⁽¹⁾. The internet currently allows people immediate and easy access to various types of media; they may download films, stream live concerts, listen to the radio and podcasts, watch videos, etc. ICT provides endless possibilities to improve audience engagement and participation, as well as offers simple ways for young people to present their own ideas, be creative and engage in digital dialogue ⁽²⁾. Moreover, it is increasingly easy to buy all types of goods and services online, including those relating to culture.

newspapers

Source: Eurostat [isoc_ec_ibuy],
data extracted on 22/01/2018.

Eurostat data indicates (Figure 9-H) that young people are somewhat more active in buying cultural goods online than the total population. 29 % of young people buy tickets for events online, compared to 22 % in the total population. The proportion of young people who purchase films or music online is also higher than the total population: 23 % compared to 16 %. Online purchases of books, magazines and newspapers attract similar proportions of young people as the general population (20-21 %).

CONCLUSIONS

This brief overview reveals that many young people across Europe are involved in various cultural and creative activities. Going to the cinema is the most popular cultural activity among young people. Three out of four people aged 16 to 29 indicate they have been to the cinema at least once in the past year, while more than a third visit the cinema frequently. Live performances (theatre, concerts and ballet), and museums, galleries and historical sites attracted approximately 50 % of young people (16-29). Every fourth young person in the EU practises artistic activities – Finland stands out with the highest proportion of young people who have creative hobbies.

45 % of young Europeans reported attending a sport event. Moreover, in most European countries, a sports club is the most common type of organisation that young people belong to. In the EU, 29 % of people aged 15 to 30 years reported being active in a sports club. Compared with the situation in 2011, however, young people's membership of sports clubs had decreased by 5 percentage points across the EU by 2017.

Increasing numbers of young people access the internet every day, and more and more of them use mobile devices. Daily computer use, although still high (77 % of people aged 16-29), is decreasing. This trend is especially strong among young people with lower levels of formal education.

⁽¹⁾ Eurostat, 2017a.

⁽²⁾ Kutchinsky, 2014.

REFERENCES

- Aassve, A., Davia, M.A., Iacovou, M. and Mazzucco, S., 2007. Does leaving home make you poor? Evidence from 13 European countries. *European Journal of Population* 23(3), pp. 315-338.
- Amin, V. and Behrman, J.R., 2013. Do more-schooled women have fewer children and delay childbearing? In: *Journal of Population Economics*, 27:1-31.
- Andersson Joonas, P. and Wadensjö, E., 2008. *A Gender Perspective on Self-Employment Entry and Performance as Self-Employed*. Forschungsinstitut zur Zukunft der Arbeit Institute for the Study of Labor July 2008. IZA DP No. 3581.
- Ayllón, S. and Ferreira-Batista, N.N., 2017. Unemployment, drugs and attitudes among European youth. In: *Journal of Health Economics* (2017) [Online]. Available at: <http://dx.doi.org/10.1016/j.jhealeco.2017.08.005> [Accessed 26 October 2017].
- Banaji, S., and Buckingham, D., 2011. Young people, the internet, and civic participation: an overview of key findings from the CivicWeb project. In: *International Journal of Learning and Media*, Volume 2, Number 1.
- Baumol, W. J., 1990. *Entrepreneurship: Productive, unproductive and destructive*. *Journal of Political Economy*, 98(5), 893-921.
- Bell, D.N.F., and Blanchflower, D.G., 2011. Young people and the Great Recession. In: *Oxford Review of Economic Policy*, 27, p. 241-267.
- Bellani, L. and Bia, M., 2013. *Measuring intergenerational transmission of poverty*. Paper presented at the fifth meeting of the Society for the Study of Economic Inequality (ECINEQ), Bari (Italy), July 22-24, 2013 [Online]. Available at: www.ecineq.org/ecineq_bari13/FILESxBari13/CR2/p72.pdf [Accessed 15 January 2018].
- Berinsky, A. J., and Lenz, G. S., 2011. Education and political participation: exploring the causal link. In: *Political Behavior*, 33.3, pp. 357-73.
- Binder, M. and Coad, A. 2013. *Life satisfaction and self-employment: a matching approach*. *Small Business Economics*, 40, pp.1009-1033.
- Blais, A. and Dobrzynska, A., 1998. Turnout in electoral democracies. In: *European Journal of Political Research*, 33(2), pp.239-261.
- Blanchflower, D.G., 2000. *Self-employment in OECD countries*. In: *Labour Economics*, 7, pp.471-505.
- Bloom, D.E., Canning, D., Fink, G. and Finlay, J.E., 2008. The high cost of low fertility in Europe. In: *Working Paper Series. Harvard University Programme on the Global Demography of Ageing*. Working Paper 32. [Online] Available at: https://cdn1.sph.harvard.edu/wp-content/uploads/sites/1288/2013/10/PGDA_WP_32.pdf [Accessed 1 March 2018]

- Boisard, P. 1990. *Conséquences des horaires atypiques sur la vie quotidienne des salariés*. [Online] Available at: http://www.fondation-seligmann.org/ApresDemain/AD333-334/333-334_3642.pdf [Accessed 19 September 2017].
- Boisard, P. et al. 2002. *Temps et travail: la durée du travail*. Dublin: Fondation européenne pour l'amélioration des conditions de vie et de travail.
- Bourn, D., 2008. Young people, identity and living in a global society. In: *Policy & Practice – A Development Education Review*, 7, pp. 48-61.
- Burchell, B., Coutts, A., Hall, E. and Pye, N. *Self-employment programmes for young people : a review of the context, policies and evidence* International Labour Office, Employment Policy Department, Employment and Labour Market Policies Branch. - Geneva: ILO, 2015 (Employment working paper) [Online] Available at: http://www.ilo.org/wcmsp5/groups/public/---ed_emp/documents/publication/wcms_466537.pdf [Accessed 1 March 2018].
- Byrnes, J.P., Miller, D.C. and Schafer, W.D., 1999. Gender Differences in Risk Taking: A Meta-Analysis. In: *Psychological Bulletin* 125(3), pp. 367-383.
- Cammaerts, B., Bruter, M., Banaji, S., Harrison, S. and Anstead, N., 2016. *Youth participation in democratic life*. Basingstoke: Palgrave Macmillan.
- Citrin, J. and Sides, J., 2004. More than nationals: how identity choice matters in the new Europe. In Herrmann, R., Risse, T. and Brewer, M. (eds.) *Transnational identities: becoming European in the EU*. Lanham, MD: Rowman & Littlefield.
- Council of Europe, 2005. *Trading up potential and performance in non-formal learning*. Strasbourg: Council of Europe.
- Council of the European Union, 2011. Council conclusions on a benchmark for learning mobility (2011/C 372/08).
- Council of the European Union, 2017. Conclusions of the Council and of the Representatives of the Governments of the Member States, meeting within the Council, on inclusion in diversity to achieve a high quality education for all, 17 February 2017.
- Dallas, M.E., 2015. Why Depression Is Underreported in Men. In: *Everyday Health* [Online] Available at: <http://www.everydayhealth.com/news/why-depression-underreported-men/> [Accessed 12 July 2017].
- Dean, J., 2014. How structural factors promote instrumental motivations within youth volunteering: a qualitative analysis of volunteer brokerage. In: *Voluntary Sector Review*, 5(2), pp.231-247.
- Di Maggio, P. and Hargittai, E., 2001. *From the 'digital divide' to 'digital inequality': studying internet use as penetration increases*. Princeton: Center for Arts and Cultural Policy Studies, Woodrow Wilson School, Princeton University 4.1: 4-2 [Online] Available at: <https://www.princeton.edu/~artspol/workpap/WP15%20-%20DiMaggio+Hargittai.pdf> [Accessed 1 March 2018].
- Dietrich, H., and Möller, J., 2016. Youth unemployment in Europe – business cycle and institutional effects. In: *International Economics and Economic Policy*, 13(1), pp. 5-25.

EENEE (European Expert Network on Economics of Education), 2014. *The economic case for education*. EENEE Analytical Report No. 20. Prepared for the European Commission.

Eurofound, 2010. *Flexible forms of work: 'very atypical' contractual arrangements*. [Online] Available at: <https://www.eurofound.europa.eu/fr/observatories/eurwork/comparative-information/flexible-forms-of-work-very-atypical-contractual-arrangements> [Accessed 19 September 2017].

Eurofound, 2012. *NEETs: Young people not in employment, education or training: Characteristics, costs and policy responses in Europe*. Luxembourg: Publications Office of the European Union.

Eurofound, 2013. *Young People and temporary employment in Europe*. Luxembourg: Publications Office of the European Union.

Eurofound, 2014. *Mapping youth transitions in Europe*. Luxembourg: Publications Office of the European Union.

Eurofound, 2015. *Youth entrepreneurship in Europe: Values, attitudes, policies*. Luxembourg: Publications Office of the European Union.

Eurofound, 2017. *Exploring self-employment in the European Union* [Online]. Available at: https://www.eurofound.europa.eu/sites/default/files/ef_publication/field_ef_document/ef1718en.pdf [Accessed 11 October 2017].

European Commission, 2011. *Commission Staff working Document on EU indicators in the field of youth*, SEC(2011) 401 final. Available at: http://ec.europa.eu/assets/eac/youth/library/publications/indicator-dashboard_en.pdf [Accessed 1 March 2018].

European Commission, 2012a. *EU Youth Report*. Luxembourg: Publications Office of the European Union.

European Commission, 2012b. *First European survey on language competencies: final report*. Luxembourg: Publication Office of the European Union.

European Commission, 2012c. *Latvia: An economic success story in the making*. [Online] Available at: http://ec.europa.eu/economy_finance/articles/financial_operations/2012-03-05_latvia_economic_en.htm [Accessed 29 January 2018].

European Commission, 2013a. *Commission Staff Working Document. Confronting Homelessness in the European Union, SWD(2013) 42 final*, Brussels, 20.2.2013.

European Commission, 2013b. *Preventing early school leaving in Europe – Lessons learned from second chance education*. Luxembourg: Publication Office of the European Union.

European Commission, 2014a. *Erasmus: facts, figures & trends. The European Union support for student and staff exchanges and university cooperation in 2012-2013*. Luxembourg: Publications Office of the European Union.

European Commission, 2014b. *Erasmus impact study: Effects of mobility on the skills and employability of students and the internationalisation of higher education institutions*. Luxembourg: Publications Office of the European Union.

European Commission, 2014c. *Working with young people: The value of youth work in the EU*. Luxembourg: Publication Office of the European Union.

European Commission, 2015a. EU farms and farmers in 2013: an update. EU Agricultural and Farm Economics Briefs No 9 (November 2015) [Online]. Available at: https://ec.europa.eu/agriculture/sites/agriculture/files/rural-area-economics/briefs/pdf/009_en.pdf [Accessed 06 November 2017].

European Commission, 2015b. *Flash Eurobarometer 408. European Youth*. Luxembourg: Publication Office of the European Union.

European Commission, 2016a. *Education and Training Monitor 2016*. Luxembourg: Publication Office of the European Union.

European Commission, 2016b. *EU Youth Report 2015*. Luxembourg: Publications Office of the European Union.

European Commission, 2017a. *Characteristics of these crashes* [Online] Available at: https://ec.europa.eu/transport/road_safety/specialist/knowledge/young/magnitude_and_nature_of_the_problem/characteristics_of_these_crashes_en [Accessed 12 July 2017].

European Commission, 2017b. Communication on a renewed agenda for higher education. COM(2017) 247 final.

European Commission, 2017c. Digital Single Market. POLICIES: Digital Skills & Jobs [Online] Available at: <https://ec.europa.eu/digital-single-market/en/policies/digital-skills> [Accessed 28 November 2017].

European Commission, 2017d. *Education and Training Monitor 2017*. Luxembourg: Publication Office of the European Union.

European Commission, 2017e. *Erasmus+ Programme Annual Report 2015*. Luxembourg: Publications Office of the European Union.

European Commission, 2017f. *Helping unemployed creating their own work in the new economy PES support to start ups*. [Online]. Available at: <http://ec.europa.eu/social/main.jsp?catId=738&langId=en&pubId=8035&furtherPubs=yes> [Accessed 11 October 2017].

European Commission, 2017g. *The impact of admission systems on higher education outcomes*. Luxembourg: Publication Office of the European Union.

European Commission, 2017h. Winter 2017 Economic Forecast: Navigating through choppy waters [Press release Brussels, 13 February 2017] [Online] Available at: http://europa.eu/rapid/press-release_IP-17-251_en.htm [Accessed 29 September 2017].

- European Commission, 2017i. *Young drivers* [Online] Available at: https://ec.europa.eu/transport/road_safety/specialist/knowledge/road/roads_need_to_cater_safely_for_all_users/young_drivers_en [Accessed 12 July 2017].
- European Commission, 2018. *Flash Eurobarometer 455, European youth*. [Online] Available at: <http://ec.europa.eu/commfrontoffice/publicopinion/index.cfm/Survey/getSurveyDetail/yearFrom/1974/yearTo/2018/surveyKy/2163> [Accessed 6 February 2018].
- European Commission/EACEA, 2013. *Political participation and EU citizenship: Perceptions and behaviours of young people. Evidence from Eurobarometer surveys*. [Online] Available at: <http://eacea.ec.europa.eu/youth/tools/documents/perception-behaviours.pdf> [Accessed 1 March 2018].
- European Commission/EACEA/Eurydice, 2015a. *Adult Education and Training in Europe: Widening Access to Learning Opportunities*. Eurydice Report. Luxembourg: Publications Office of the European Union.
- European Commission/EACEA/Eurydice, 2015b. *The European Higher Education Area in 2015: Bologna Process Implementation Report*. Luxembourg: Publications Office of the European Union.
- European Commission/EACEA/Eurydice, 2016a. *Compulsory Education in Europe – 2016/17*. Eurydice Facts and Figures. Luxembourg: Publications Office of the European Union.
- European Commission/EACEA/Eurydice, 2016b. *The Structure of the European Education Systems 2016/17: Schematic Diagrams*. Eurydice Facts and Figures. Luxembourg: Publications Office of the European Union.
- European Commission/EACEA/Eurydice, 2017a. *Compulsory Education in Europe – 2017/18*. Eurydice Facts and Figures. Luxembourg: Publications Office of the European Union.
- European Commission/EACEA/Eurydice, 2017b. *Key Data on Teaching Languages at School in Europe – 2017 Edition*. Eurydice Report. Luxembourg: Publications Office of the European Union.
- European Commission/EACEA/Eurydice/Cedefop, 2014. *Tackling Early Leaving from Education and Training in Europe: Strategies, Policies and Measures*. Eurydice and Cedefop Report. Luxembourg: Publications Office of the European Union.
- European Commission/EACEA/Eurydice/Eurostat, 2014. *Key Data on Early Childhood Education and Care in Europe. 2014 Edition*. Eurydice and Eurostat Report. Luxembourg: Publications Office of the European Union.
- European Parliament, 2014. *European elections 2014. Post-elections survey*. [Online] Available at: http://www.europarl.europa.eu/pdf/eurobarometre/2014/post/post_ee2014_sociodemographic_annex_en.pdf. [Accessed 2 October 2017].
- European Union, 2016. *The impact of ICT on job quality: evidence from 12 job profiles* [Online] Available at: <http://eskillsjobspain.com/wp-content/uploads/2016/06/TheimpactofICTonjob.pdf> [Accessed 28 November 2017].
- European Youth Forum, 2013. *Policy Paper on Youth Unemployment*. Adopted by the Council of Members on 19-20 April 2013, Brussels, COMEM/GA 0166-13-FINAL.

- Eurostat, 2013. *European Health Interview Survey (EHIS wave 2): Methodological manual*. Luxembourg: Publications Office of the European Union.
- Eurostat, 2015. *Being young in Europe today*. Luxembourg: Publications Office of the European Union.
- Eurostat, 2017a. *Culture statistics - use of ICT for cultural purposes* [Online] Available at: http://ec.europa.eu/eurostat/statistics-explained/index.php/Culture_statistics_-_use_of_ICT_for_cultural_purposes [Accessed 28 November 2017].
- Eurostat, 2017b. *Digital economy & society in the EU* [Online] Available at: <http://ec.europa.eu/eurostat/cache/infographs/ict/index.html> [Accessed 5 December 2017].
- Eurostat, 2017c. *Employment statistics*. [Online] Available at: http://ec.europa.eu/eurostat/statistics-explained/index.php/Employment_statistics [Accessed 19 September 2017].
- Eurostat, 2017d. *Health Glossary* [Online] Available at: http://ec.europa.eu/eurostat/statistics-explained/index.php/Category:Health_glossary [Accessed 12 July 2017].
- Eurostat, 2017e. LFS main indicators (lfsi): Reference Metadata in Euro SDMX Metadata Structure (ESMS). [Online] Available at: http://ec.europa.eu/eurostat/cache/metadata/en/lfsi_esms.htm [Accessed 19 September 2017].
- Eurostat, 2017f. *Participation of young people in education and the labour market*. [Online] Available at: http://ec.europa.eu/eurostat/statistics-explained/index.php/Participation_of_young_people_in_education_and_the_labour_market [Accessed 19 September 2017].
- Eurostat, 2017g. *People outside the labour market*. [Online] Available at: http://ec.europa.eu/eurostat/statistics-explained/index.php/People_outside_the_labour_market [Accessed 19 September 2017].
- Eurostat, 2018a. *Digital skills of individuals* [Online] Available at: http://ec.europa.eu/eurostat/cache/metadata/en/tepsr_sp410_esmsip.htm [Accessed 9 March 2018].
- Eurostat, 2018b. *Europe 2020 indicators - poverty and social exclusion*. [Online] Available at: http://ec.europa.eu/eurostat/statistics-explained/index.php/Europe_2020_indicators_-_poverty_and_social_exclusion [Accessed 15 June 2017].
- Eurostat, 2018c. *Glossary: At-risk-of-poverty rate*. [Online] Available at: http://ec.europa.eu/eurostat/statistics-explained/index.php/Glossary:At-risk-of-poverty_threshold [Accessed: 15 June 2017].
- Eurostat, 2018d. *Glossary: Equivalised disposable income*. [Online] Available at: http://ec.europa.eu/eurostat/statistics-explained/index.php/Glossary:Equivalised_disposable_income [Accessed: 15 June 2017].
- Eurostat, 2018e. *Glossary: Housing cost overburden rate*. [Online] Available at: http://ec.europa.eu/eurostat/statistics-explained/index.php/Glossary:Housing_cost_overburden_rate [Accessed: 9 January 2018].

- Eurostat, 2018f. *Glossary: Material deprivation*. [Online] Available at: http://ec.europa.eu/eurostat/statistics-explained/index.php/Glossary:Material_deprivation [Accessed: 15 June 2017].
- Eurostat, 2018g. *Glossary: Overcrowding rate*. [Online] Available at: <http://ec.europa.eu/eurostat/statistics-explained/index.php/Glossary:Overcrowded> [Accessed: 9 January 2018].
- Eurostat, 2018h. *Glossary: Persons living in households with low work intensity*. [Online] Available at: http://ec.europa.eu/eurostat/statistics-explained/index.php/Glossary:Work_intensity [Accessed: 8 January 2018].
- Eurostat, 2018i. *Glossary: Severe housing deprivation rate*. [Online] Available at: http://ec.europa.eu/eurostat/statistics-explained/index.php/Glossary:Severe_housing_deprivation_rate [Accessed: 9 January 2018].
- Fagan, C. et al., 2015. *In search of good quality part-time employment*. ILO: Conditions of Work and Employment Series No. 43. [Online] Available at: https://www.researchgate.net/profile/Mark_Smith21/publication/262181237_In_search_of_good_quality_part-time_employment_an_international_review/links/54b643300cf26833efd36a49.pdf [Accessed 19 September 2017].
- Fairlie, R.W. and Fossen, F.M. 2017. *Opportunity versus Necessity Entrepreneurship: Two Components of Business Creation*. Discussion Paper No. 17-014 by the Stanford Institute for Economic Policy Research [Online] Available at: <https://siepr.stanford.edu/sites/default/files/publications/17-014.pdf> [Accessed 19 December 2017].
- Farré, L., Fasani, F. and Mueller, H. F., 2015. *Feeling Useless: The Effect of Unemployment on Mental Health in the Great Recession*. IZA Discussion Paper No. 9235. [Online] Available at: <https://ssrn.com/abstract=2655276> [Accessed 19 September 2017].
- FEANTSA (European Federation of National Organisations Working with the Homeless), 2017. *ETHOS: European Typology of Homelessness and Housing Exclusion*. [Online] Available at: <http://www.feantsaresearch.org/download/ethos1106689976166380462.pdf> [Accessed 29 January 2018].
- Fennes, H., 2013. *What are the effects of international youth mobility projects? Research-based analysis of Youth in Action*. In Friesenhahn, G.J., Schild, H., Wicke, H., and Balogh, J., (eds) 2013. *Learning mobility and non-formal learning in European contexts*. Strasbourg: Council of Europe Publishing.
- Fennes, H., Gadinger, S. and Hagleitner, W., 2012. *Research-based analysis of Youth in Action*. University of Innsbruck.
- Fisher, R., and Ackerman, D., 1998. The effects of recognition and group need on volunteerism: A social norm perspective. In: *Journal of Consumer Research*, 25(3).
- Fligstein, N., Polyakova, P., and Sandholtz, W., 2011. European integration, nationalism, and European identity. In: *Journal of Common Market Studies*, 50, pp.106-122.
- Franklin, M. N., 1999. Electoral engineering and cross-national turnout differences: what role for compulsory voting? In: *British Journal of Political Science*, 29, pp.205–224.

- FRED, 2017. Youth Unemployment Rate for the former Yugoslav Republic of Macedonia. [Online] Available at: <https://fred.stlouisfed.org/series/SLUEM1524ZSMKD> [Accessed 25 July 2017].
- Furlong, A., 2002. *Youth transitions and health: a literature review*. Edinburgh: NHS Health Scotland.
- Furlong, A., Cartmel, F., Biggart, A., Sweeting, H. and West, P., 2003. *Youth Transitions: Patterns of Vulnerability and Processes of Social Inclusion*. Edinburgh: NHS Health Scotland.
- Gaskin K., 2004. *Young people volunteering and civic service. A review of literature*. Institute for Volunteering Research [Online] Available at: https://www.volunteerscotland.net/media/1034165/literature_review_-_phd_full_report_2017.02.27.docx. [Accessed 1 March 2018].
- Gaventa, J., 2009. Exploring citizenship, participation and accountability. In: *IDS (Institute of Development Studies) Bulletin*, Volume 33, Issue 2, pp.1–14.
- Glorius, B. and Dominguez-Mujica, J. (eds.), 2017. *European mobility in times of crisis*. Bielefeld: Transcript Verlag.
- Hall, G., 2008. Civic connections: practicing democracy through debate clubs in the out-of-school time hours. In: S.L. Hill, ed., *After school matters: creative programs that connect youth development and student achievement*. Thousand Oaks: Corwin Press.
- Hansen, R. and Gordon, J., 2014. Deficits, democracy, and demographics: Europe's three crises. In: *West European Politics*, 37:6, 1199-1222.
- Harell, A., 2009. Equal participation but separate paths? Women's social capital and turnout. In: *Journal of Women, Politics and Policy*, 30(1), pp.1-22.
- Haski-Leventhal, D., 2008. Youth volunteering for youth: who are they serving? How are they being served? In: *Children and Youth Services Review* 30, pp. 834–846.
- Hatfield, I., 2014. *Self-employment in Europe*, IPPR. [Online] Available at: <http://www.ippr.org/publications/selfemployment-in-europe> [Accessed 19 September 2017].
- Hauschildt, K., Gwosć, C., Netz, N. and Mishra, S., 2015. *Social and economic conditions of student life in Europe. Synopsis of Indicators, EUROSTUDENT V 2012-2015*. Bielefeld: W. Bertelsmann Verlag.
- Hibell, B., Guttormsson, U., Ahlström, S., Balakireva, O., Bjarnason, T., Kokkevi, A. and Kraus, L., 2012. *The 2011 ESPAD Report: Substance Use among Students in 36 European Countries*. Stockholm: The Swedish Council for Information on Alcohol and Other Drugs.
- Hoikkala, T., 2009. The diversity of youth citizenships in the European Union. In: *Young*, 17(1), pp.5-24.
- Iacovou, M., 2001. *Leaving Home in the European Union*. ISER Working Papers 2001-18. [Online] Available at: https://www.iser.essex.ac.uk/files/iser_working_papers/2001-18.pdf [Accessed 29 January 2018].
- Iacovou, M., 2011. *Leaving home: independence, togetherness and income in Europe*. United Nations Department of Economic and Social Affairs, Population Division, Expert Paper no. 2011/10. [Online] Available

- at: http://www.un.org/en/development/desa/population/publications/pdf/expert/2011-10_Iacovou_Expert-paper.pdf [Accessed 29 January 2018].
- ILO, 1994. *C175 - Part-Time Work Convention, 1994 (No. 175)*. [Online] Available at: https://ecampus.itcilo.org/pluginfile.php/25272/mod_page/content/40/C175_R182_Part_time_work.pdf [Accessed 19 September 2017].
- ILO, 2017. *What are part-time and on-call work?* [Online] Available at: http://www.ilo.org/global/topics/non-standard-employment/WCMS_534825/lang--en/index.htm [Accessed 19 September 2017].
- Ioannou, G. and Sonan, S. 2016. Youth Unemployment in Cyprus: An Examination of the 'Lost Generation' [Online] Available at: <http://library.fes.de/pdf-files/id-moe/12825.pdf> [Accessed 19 September 2017].
- Jackson, C.A., Henderson, M., Frank, J.W. and Haw, S.J., 2012. An overview of prevention of multiple risk behaviour in adolescence and young adulthood. In: *Journal of Public Health*, 34(s1), pp. i31-i40.
- Jones, F., 2000. Youth volunteering on the rise. In: *Women*, 34(40.3), pp.29-6.
- Kahn, L. et al. 2011. The way to work: Young people speak out on transitions to employment. [Online] Available at: <https://youngfoundation.org/wp-content/uploads/2012/10/the-way-to-work.pdf> [Accessed 19 September 2017].
- Kanter, R. and Caballero, B., 2012. Global Gender Disparities in Obesity: A Review. In: *Advances in Nutrition: An International Review Journal*, 3(4), pp. 491-498.
- Khane, J., Middaugh, E., and Allen, D., 2014. *Youth, new media, and the rise of participatory politics*. YPP Research Network Working Paper n.1, March 2014 [Online] Available at: https://dmlcentral.net/wp-content/uploads/files/ypp_workingpapers_paper01_1.pdf [Accessed 1 March 2018].
- Kiilakoski, T., 2015. *Youth work, volunteering, recognition and employability. Defining and recognizing competences*. Finnish Youth Research Network [Online] Available at: <http://www.alliance-network.eu/wp-content/uploads/2014/12/IVE-Desk-Research-Report-Output-1.pdf> [Accessed 1 March 2018].
- King, R., Lulle, A., Moroşanu, L. and Williams, A., 2016. *International youth mobility and life transitions in Europe: questions, definitions, typologies and theoretical approaches*. Working Paper No. 86, Sussex Centre for Migration Research [Online] Available at: <http://sro.sussex.ac.uk/61441/1/mwp86.pdf> [Accessed 1 March 2018].
- Kohut, A., 2008. *Social networking and online videos take off: internet's broader role in campaign 2008*. The Pew Research Center for the People and the Press [Online] Available at: http://www.pewinternet.org/files/old-media/Files/Reports/2008/Pew_MediaSources_jan08.pdf.pdf [Accessed 1 March 2018].
- Kushin, M., 2009. How young adults and social media are challenging traditional perspectives of civic life. In: *Rocky Mountain Communication Review*, Volume 6, Number 1, pp. 26-31.

- Kutchinsky, S. 2014. *Has technology changed cultural taste?* [Online] Available at: <https://www.theguardian.com/culture-professionals-network/2014/oct/31/-sp-technology-cultural-taste-youtube-vloggers-vice> [Accessed 28 November 2017].
- Lahusen, C. and Giugni, M. (eds.), 2016. *Experiencing Long-Term Unemployment in Europe. Youth on the Edge*. Palgrave Macmillan.
- Lanzieri, G., 2013. *Long-term contribution of migration in ageing populations: Japan compared with Europe*. Eurostat Statistical working papers. Luxembourg: Publications Office of the European Union.
- Lijphart, A. and Aitkin, D., 1994. *Electoral systems and party systems: a study of twenty-seven democracies, 1945-1990*. Oxford: Oxford University Press.
- Mattick, R.P., Clare, P., Aiken, A., Wadolowski, M., Bruno, R., Kypri, K., Najman, J., Hutchinson, D. and McBride, N., 2017. Predictors of cannabis uptake in an adolescent cohort: Associations with tobacco use, drinking, and child, peer, and familial factors. In: *Drug and Alcohol Dependence*, Volume 171, p. e133.
- Mergl, R., Koburger, N., Heinrichs, K., Székely, A., Tóth, M.D., Coyne, J., et al., 2015. What are reasons for the large gender differences in the lethality of suicidal acts? An epidemiological analysis in four European countries. In: *PLoS ONE* 10(7), pp.1-18.
- Moskwiak, A., 2009. Learning and recognition of voluntary activities. In: Williamson, H. et al., eds., 2005. *Charting the landscape of European youth voluntary activities*. Strasbourg: Council of Europe.
- Mourshed, M, Patel J. and Suder, K. 2014. Education to Employment: Getting Europe's Youth into Work. [Online] Available at: <http://www.mckinsey.com/industries/social-sector/our-insights/converting-education-to-employment-in-europe> [Accessed 21 September 2017].
- O'Reilly, J. et al., 2015. Five characteristics of youth unemployment in Europe. In: *SAGE Open*, Vol 5, Issue 1, p. 1-19.
- OECD, 2016. *Health at a Glance: Europe 2016 – State of Health in the EU Cycle*, Paris: OECD Publishing.
- OECD, 2017. Glossary of statistical terms. Discouraged workers. [Online] Available at: <https://stats.oecd.org/glossary/detail.asp?ID=645> [Accessed 21 September 2017].
- OECD/EU, 2014. *The Missing Entrepreneurs 2014: Policies for Inclusive Entrepreneurship in Europe*, OECD Publishing, Paris. [Online] Available at: <http://dx.doi.org/10.1787/9789264213593-en> [Accessed 18 September 2017].
- OECD/EU, 2017a. Policy Brief on Women's Entrepreneurship [Online] Available at: <file:///C:/Users/montiak/Downloads/KE-04-17-392-EN-N.pdf> [Accessed 18 December 2017].
- OECD/EU, 2017b. *The Missing Entrepreneurs 2017: Policies for Inclusive Entrepreneurship*, OECD Publishing, Paris. [Online] Available at: <http://dx.doi.org/10.1787/9789264283602-en> [Accessed 18 December 2017].
- Parker, S.C., 2009. *The economics of entrepreneurship*. Cambridge University Press, Cambridge.

- Partnership between the European Commission and the Council of Europe in the field of Youth, 2011. *Final report of the research seminar “Mobility of young people – Opportunities and obstacles for cross-border volunteering for young people, particularly with fewer opportunities”*. Strasbourg, 11-13 December 2011 [Online] Available at: http://pjp-eu.coe.int/documents/1017981/1668251/Final_report_Volunteering_seminar_2011.pdf/2818cf79-3230-4733-b391-bc47aae7251b [Accessed 1 March 2018].
- Paxton, P. and Hughes, M.M., 2015. *Women, politics, and power: a global perspective*. Washington, DC: CQ Press.
- Piliavin, J.A., 2003. Doing well by doing good: benefits for the benefactor. In: C. Keyes and J. Haidt, (eds.), *Flourishing: positive psychology and the life well-lived*. Washington, DC: American Psychological Association, pp. 227-247.
- Pilkington, H. and Pollock, G. (eds). 2015. Radical futures? Youth, politics and activism in contemporary Europe. In: *Sociological Review*, 63.
- Reynolds, P., N. Bosma, E. Autio, S. Hunt, N. De Bono, I. Servais, P. Lopez-Garcia, and N. Chin, 2005. Global Entrepreneurship Monitor: Data Collection Design and Implementation 1998- 2003. In *Small Business Economics* 24, 205-231.
- Roberto, C.A., Swinburn, B., Hawkes, C., Huang, T.T-K., Costa, S.A., Ashe, M., Zwicker, L. and Cawley, J.H., 2015. Patchy progress on obesity prevention: emerging examples, entrenched barriers, and new thinking. In: *Lancet*, 385(9985), pp. 2400-2409.
- Rosa, P., 2003. Hardly likely to make the Japanese tremble – The businesses of recently graduated university and college entrepreneurs. In: *International Small Business Journal*, 21(4), pp. 435- 459.
- Sacco, P.L., 2011. *Culture 3.0: A new perspective for the EU 2014-2020 structural funds programming on behalf of the European Expert Network on Culture (EENC)*, Produced for the OMC Working Group on Cultural and Creative Industries, April 2011 [Online] Available at: <http://www.interarts.net/descargas/interarts2577.pdf> [Accessed 1 March 2018].
- Salamon, L.M., and Wojciech, S., 2001. *Volunteering in cross-national perspective: evidence from 24 countries*. Working Papers of the Johns Hopkins Comparative Nonprofit Sector Project, no. 40. Baltimore: The Johns Hopkins Center for Civil Society Studies [Online] Available at: <https://www.unc.edu/courses/2008spring/poli/472h/001/Course%20documents/RESOURCES/Generosity%20measures/Volunteering%20in%20Comparative%20Perspective.pdf> [Accessed 1 March 2018].
- Sawyer, S.M., Afifi, R.A., Bearinger, L.H., Blakemore, S-J., Dick, B., Ezech, A.C. and Patton, G.C., 2012. Adolescence: a foundation for future health. In: *Lancet*, 379(9826), pp. 1630-1640.
- Scarpetta, S. and Sonnet, A., 2012. Investing in skills to foster youth employability – What are the key policy challenges? In: *Intereconomics*, 1, p. 4-10.
- Shernoff, D.J. and Lowe Vandell, D., 2007. Engagement in after-school program activities: quality of experience from the perspective of participants. In: *Journal of Youth Adolescence*, 36, pp.891-903.

- Sherraden, M.S., Lough, B. and McBride, A.M., 2008. Effects of international volunteering and service: individual and institutional predictors. In: *Voluntas: International Journal of Voluntary and Nonprofit Organizations*, 19(4), p.395.
- Sime, D. and Fox, R., 2014. Migrant children, social capital and access to services post-migration: transitions, negotiations and complex agencies. In: *Children & Society* 26(6), pp. 524-534.
- STYLE, 2017. *Strategic transitions for youth labour in Europe: a research project* [Online] Available at: <http://www.style-research.eu/> [Accessed 21 September 2017].
- The ESPAD Group, 2016. *ESPAD Report 2015: results from the European school survey project on alcohol and other drugs*. Luxembourg: Publications Office of the European Union.
- United Nations, Department of Economic and Social Affairs, Population Division, 2016. *International migration report 2015: highlights* (ST/ESA/SER.A/375). New York: United Nations.
- Valenzuela, S., Arriagada, A., and Scherman, A., 2014. Facebook, Twitter, and youth engagement: a quasi-experimental study of social media use and protest behaviour using propensity score matching. In: *International Journal of Communication*, 8, pp. 2046-2070.
- Van Praag, C. and Versloot, P., 2007. What is the value of entrepreneurship? A review of recent research. In: *Small Business Economics*, 29(4), 351-382.
- Viner, R.M., Ozer, E.M., Denny, S., Marmot, M., Resnick, M., Fatusi, A. and Currie, C., 2012. Adolescence and the social determinants of health. In: *Lancet*, 379(9826), pp. 1641-1652.
- Wagner, J., 2007. What a difference a Y makes – female and male nascent entrepreneurs in Germany. In: *Small Business Economics*, 28(1), p. 1-21.
- WHO (World Health Organization), 2014a. *Literature review on the health effects of smoke-free policies in light of the WHO FCTC*. [Online] Available at: http://ec.europa.eu/health/archive/ph_information/documents/tobacco_control_en.pdf [Accessed 17 February 2015].
- WHO, 2014b. *Preventing suicide: a global imperative*. Geneva: World Health Organization.
- WHO, 2017. *Depression: fact sheet*. [Online] Available at: <http://www.who.int/mediacentre/factsheets/fs369/en/> [Accessed 13 June 2017].
- WHO and Calouste Gulbenkian Foundation, 2014. *Social determinants of mental health*. Geneva: World Health Organization.
- WHO Regional Office for Europe, 2009. *A snapshot of the health of young people in Europe*. A report prepared for the European Commission Conference on Youth Health, Brussels, Belgium, 9-10 July 2009. Copenhagen: WHO Regional Office for Europe [Online] Available at: http://www.euro.who.int/_data/assets/pdf_file/0013/70114/E93036.pdf [Accessed 1 March 2018].
- WHO Regional Office for Europe, 2014. *Obesity and inequities. Guidance for addressing inequities in overweight and obesity*. Copenhagen: WHO Regional Office for Europe.

WHO Regional Office for Europe, 2016. *Growing up unequal: gender and socioeconomic differences in young people's health and well-being. Health Behaviour in School-aged Children (HBSC) Study: International Report from the 2013/2014 Survey*. Copenhagen: WHO Regional Office for Europe.

WHO Regional Office for Europe, 2017. *Adolescent obesity and related behaviours: trends and inequalities in the WHO European Region, 2002–2014*. Copenhagen: WHO Regional Office for Europe.

Williamson, H., Hoskins, B., and Boetzelen, P., eds., 2005. *Charting the landscape of European youth voluntary activities*. Strasbourg: Council of Europe.

Wilson, C., Sobotka, T., Williamson, L. and Boyle, P., 2013. Migration and intergenerational replacement in Europe. In *Population and Development Review*, 39, pp. 131-157.